



CoreLine Wall-mounted

WL131V LED34S/830 PSED EL3 WH

CORELINE GEN2 WALL LUMINAIRE - LED Module, system flux 3400 lm - 830 warm white - Power supply unit with DALI interface - Emergency lighting 3 hours duration - - - White

Whether for a new building or renovation of an existing space, customers want lighting solutions that provide quality of light and substantial energy and maintenance savings. The new CoreLine Wall-mounted range of LED products can be used to replace traditional wall-mounted luminaires incorporating compact fluorescent lamps. The process of selecting, installing and maintaining is so easy – it's a simple switch.

Product data

General Information		Control interface	
Lamp family code	LED34S [LED Module, system flux 3400 lm]	Control interface	DALI
Beam angle of light source	120 °	Connection	PI6 [Push-in connector 6-pole]
Lamp colour code	830 warm white	Cable	-
Light source replaceable	No	Protection class IEC	Safety class II (II)
Number of gear units	1 unit	Glow-wire test	850/30 [Temperature 850 °C, duration 30 s]
Driver/power unit/transformer	PSD [Power supply unit with DALI interface]	Flammability mark	NO [-]
Driver included	Yes	CE mark	CE mark
Optic type	Opal prismatic reflector	ENEC mark	ENEC mark
Optical cover/lens type	OP [Opal bowl with painted cover]	Warranty period	5 years
Luminaire light beam spread	120°	Remarks	*-Per Lighting Europe guidance paper "Evaluating performance of LED based luminaires – January 2018": statistically there is no relevant difference in lumen maintenance between B50 and for example
Emergency lighting	EL3 [Emergency lighting 3 hours duration]		
Embedded control	No [-]		

CoreLine Wall-mounted

	B10. Therefore, the median useful life (B50) value also represents the B10 value.
Constant light output	No
Number of products on MCB (16 A type B)	20
EU RoHS compliant	Yes
Product family code	WL131V [CORELINE GEN2 WALL LUMINAIRE]

Operating and Electrical

Input Voltage	220-240 V
Input frequency	50 to 60 Hz
Control signal voltage	0-16 V DC DALI
Inrush current	22 A
Inrush time	0.29 ms
Power factor (min.)	0.9

Controls and Dimming

Dimmable	Yes
----------	-----

Mechanical and Housing

Housing material	Polyamide
Reflector material	-
Optic material	Polycarbonate
Optical cover/lens material	Polycarbonate
Fixation material	-
Optical cover/lens finish	Opal
Overall length	480 mm
Overall width	480 mm
Overall height	96 mm
Overall diameter	480 mm
Height	96 mm
Colour	White
Dimensions (height x width x depth)	96 x 480 x 480 mm (3.8 x 18.9 x 18.9 in)

Approval and Application

Ingress protection code	IP65 [Dust penetration-protected, jet-proof]
-------------------------	---

Mech. impact protection code	IK08 [5 J vandal-protected]
------------------------------	------------------------------

Initial Performance (IEC Compliant)

Initial luminous flux	3400 lm
Luminous flux tolerance	+/-10%
Initial LED luminaire efficacy	94 lm/W
Lamp colour temperature	3000 K
Colour Rendering Index	80
Initial chromaticity	(0.44, 0.41) SDCM<3
Initial input power	36 W
Power consumption tolerance	+/-10%

Over Time Performance (IEC Compliant)

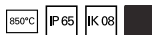
Control gear failure rate at median useful life 50,000 h	5 %
Lumen maintenance at median useful life* 50,000 h	L70

Application Conditions

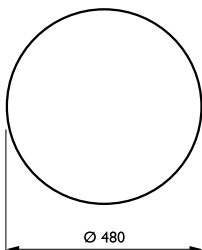

Ambient temperature range	0 to +40 °C
Performance ambient temperature Tq	25 °C
Maximum dimming level	10%
Suitable for random switching	No

Product Data

Full product code	871869940274700
Order product name	WL131V LED34S/830 PSED EL3 WH
EAN/UPC – product	8718699402747
Order code	40274700
Numerator – quantity per pack	1
SAP numerator – packs per outer box	1
Material no. (12 NC)	910500465396
SAP net weight (piece)	2.250 kg



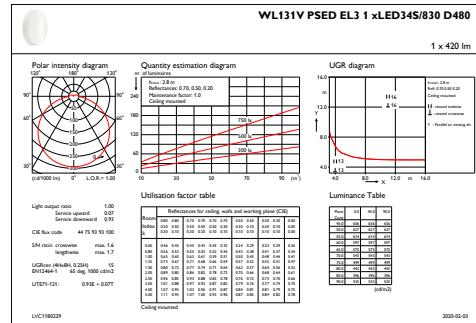
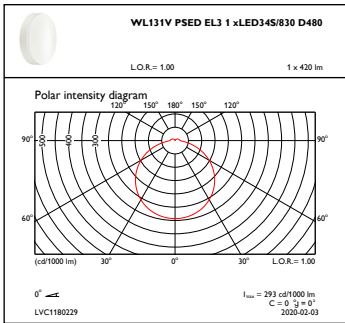
Dimensional drawing



CoreLine Wall-mounted WL130V/WL131V

CoreLine Wall-mounted

Photometric data



OFFPC1_WL131VPSEDEL31xLED34S830D480

IFGU1_WL131VPSEDEL31xLED34S830D480

