



# LuxSpace Accent

## RS752B LED39S/830 PSE-E WB WH

LuxSpace Accent Performance G3 - LED Module, system flux 3900 lm - 830 warm white - Power supply unit DC compatible, external - Wide beam - White

Retailers are increasingly having to contend with rising energy prices. At the same time, they need to retain the quality of light they are used to, flexibility in architectural integration, and the right light effects to catch the customer's eye. Last but not least, they need future-proof solutions that will enable them to implement differentiating concepts in their store. Delivering high-quality light, punch in the beam and outstanding luminous efficacy, LuxSpace Accent is the ideal energy-efficient solution for today's demanding retail environments, covering a wide variety of lighting applications, including CrispWhite and PremiumWhite for fashion stores and Food recipes for supermarkets.

### Product data

General Information		Connection	Push-in connector and pull relief
Number of light sources	1 pc	Cable	-
Lamp family code	LED39S [ LED Module, system flux 3900 lm]	Protection class IEC	Safety class II
Beam angle of light source	120 °	Glow-wire test	Temperature 650 °C, duration 5 s
Light source color	830 warm white	Flammability mark	For mounting on normally flammable surfaces
Light source replaceable	No	CE mark	CE mark
Number of gear units	1 unit	ENEC mark	ENEC mark
Driver/power unit/transformer	Power supply unit DC compatible, external	UL mark	-
Driver included	Yes	Warranty period	5 years
Optic type	Wide beam	Remarks	*-Per Lighting Europe guidance paper "Evaluating performance of LED based luminaires - January 2018": statistically there
Optical cover/lens type	-		
Luminaire light beam spread	30°		
Control interface	-		

# LuxSpace Accent

	is no relevant difference in lumen maintenance between B50 and for example B10. Therefore, the median useful life (B50) value also represents the B10 value.
Constant light output	No
Number of products on MCB of 16 A type B	32
EU RoHS compliant	Yes
Service tag	Yes
Product family code	RS752B [ LuxSpace Accent Performance G3]

## Operating and Electrical

Input Voltage	220 to 240 V
Input Frequency	50 to 60 Hz
Initial CLO power consumption	- W
Average CLO power consumption	- W
Inrush current	14.5 A
Inrush time	0.22 ms
Power Factor (Min)	0.9

## Controls and Dimming

Dimmable	No
----------	----

## Mechanical and Housing

Housing Material	Aluminum
Reflector material	Aluminum
Optic material	Polycarbonate
Optical cover/lens material	Polycarbonate
Fixation material	-
Optical cover/lens finish	Clear
Overall length	231 mm
Overall width	168 mm
Overall height	126 mm
Overall diameter	168 mm
Color	White
Dimensions (Height x Width x Depth)	126 x 168 x 231 mm (5 x 6.6 x 9.1 in)

## Approval and Application

Ingress protection code	IP20 [ Finger-protected]
Mech. impact protection code	IK02 [ 0.2 J standard]

## Initial Performance (IEC Compliant)

Initial luminous flux (system flux)	3900 lm
Luminous flux tolerance	+/-10%
Initial LED luminaire efficacy	124 lm/W
Init. Corr. Color Temperature	3000 K
Init. Color Rendering Index	≥80
Initial chromaticity	(0.43, 0.40) SDCM <3
Initial input power	31.5 W
Power consumption tolerance	+/-10%

## Over Time Performance (IEC Compliant)

Control gear failure rate at median useful life 50000 h	5 %
Lumen maintenance at median useful life* 50000 h	L80

## Application Conditions

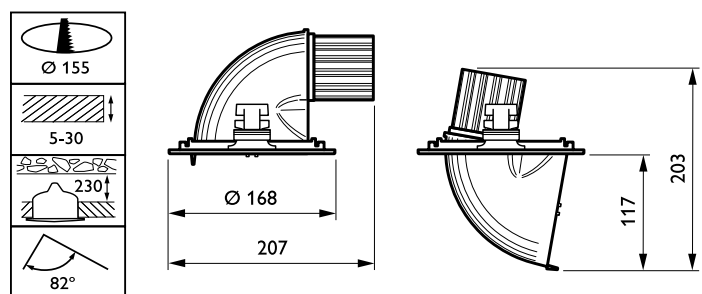
Ambient temperature range	+10 to +40 °C
Performance ambient temperature Tq	25 °C
Suitable for random switching	Yes

## Product Data

Full product code	871869684788600
Order product name	RS752B LED39S/830 PSE-E WB WH
EAN/UPC - Product	8718696847886
Order code	910500457313
Numerator - Quantity Per Pack	1
Numerator - Packs per outer box	1
Material Nr. (12NC)	910500457313
Net Weight (Piece)	1.325 kg



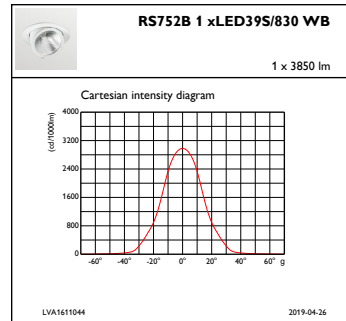
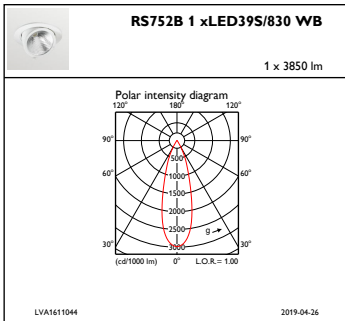
## Dimensional drawing



LuxSpace Accent RS730B-RS752B

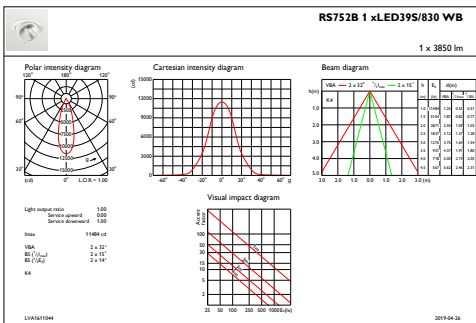
LuxSpace Accent RS730B-RS752B

Photometric data



IFPC1\_RS752B1xLED39S830WB

IFCC1\_RS752B1xLED39S830WB



IFAS1\_RS752B1xLED39S830WB

