



OccuSwitch - a smart move

OccuSwitch

The OccuSwitch is a movement detector with a built-in switch. It will switch the lights off in a room or area when it is vacated and thus save up to 30% on electricity. The OccuSwitch can switch any load of up to 6 A and control an area of between 20 and 25 m². A detachable mains connector enables easy installation and mounting of the OccuSwitch in the ceiling

Benefits

- Energy savings of up to 30% and good pay-back
- Works with almost all lamp- and luminaire types
- Easy to install, enables even faster installation by optional Wieland connectors.

Features

- OccuSwitch has a smart timer that will extend the delay time by 10 minutes if movement is detected shortly after switch-off, assuming that the area is still in use but there is very little movement
- The OccuSwitch has a retractable shield that can be used to shield off areas, e.g. corridors, adjacent to the area the OccuSwitch is controlling

Application

- Offices, schools (incl. board lighting)
- Similar applications, including toilets, storage rooms, etcetera
- Designed for recessed ceiling mounting
- Surface mounting optional with surface box, possible to install with recessed wiring or a surface-mounted duct
- Optimized for ceiling heights of between 2.5 and 4 meters

Versions

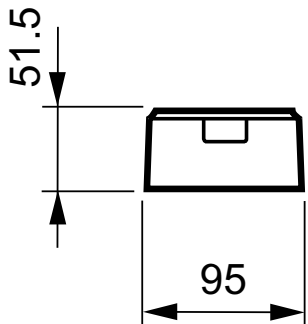
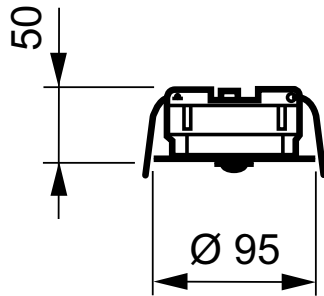
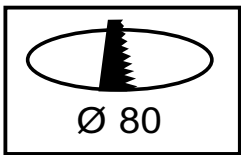


LRM1070/00 SENSR MOV DET ST



LRH1070/00 SENSR SURFACE BOX

Dimensional drawing



Product

LRM1070/00 SENSR MOV DET ST

LRM1080/00 SENSR MOV DET ST IR

Product

LRH1070/00 SENSR SURFACE BOX

