



Energy efficient low-voltage halogen reflector lamps

Energy Advantage IR MR16

Philips Energy Advantage IRC MR16 lamps make it easy to optimize the look and feel of your merchandise, and the shoppers experience, with lower operating costs.

Features

- High performance IR coating on a single ended burner.
- Optimizes lumen output up to 24 lumens per watt, giving you up to 67% longer life and up to 43% in energy savings compared to a standard halogen MR16 lamp.
- Aluminum coating eliminates back-light on 20W, 30W and 35W lamps.
- No back-light eliminates sparkle from open-back fixtures.
- Protects the fixture by directing heat out the front.
- UV block- Reduces color fading.
- Flat lens- Easily fits into enclosed fixtures.
- Available in 20, 30, 35, and 45 watts Spot, Narrow Spot, Flood, and Wide Flood.

Application

- Ideal for accent lighting in retail stores, hotels, restaurants, museums and art galleries.

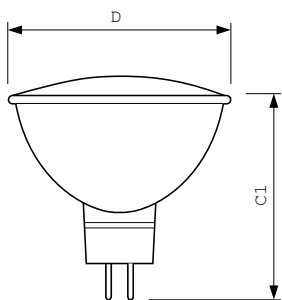
Energy Advantage IR MR16

Versions



GU5.3, MR16

Dimensional drawing



Product

EnAdvIR Alu 35W 12V MR16 8D 1CT/4XF5

EnAdvIR Alu 35W 12V MR16 36D 1CT/4XF5

Product details



GU5.3, MR16

Energy Advantage IR MR16

Operating and Electrical

Lamp Current (Nom)	2.92 A
Voltage (Nom)	12 V
Power (Rated) (Nom)	35 W
Starting Time (Nom)	0.0 s

General Information

Cap-Base	GU5.3
Operating Position	UNIVERSAL
Rated Lifetime (Hours)	5000 h

Luminaire Design Requirements

Bulb Temperature (Max)	250 °C
------------------------	--------

Light Technical

Correlated Color Temperature (Nom)	3000 K
Color Rendering Index (Nom)	100

Mechanical and Housing

Bulb Shape	MR16
------------	------

Light Technical

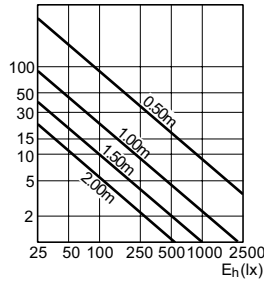
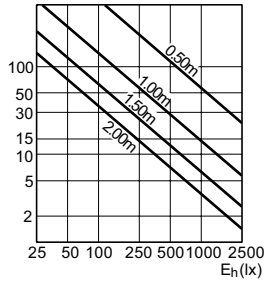
Order Code	Full Product Name	Beam Angle (Nom)	Luminous Intensity (Max)
925633417104	EnAdvIR Alu 35W 12V MR16 8D 1CT/4XF5	8 °	13500 cd
925633717104	EnAdvIR Alu 35W 12V MR16 36D 1CT/4XF5	36 °	2200 cd

Energy Advantage IR MR16




Energy Advantage IR MR16

Accent Diagrams



LDAC_HMLES_35W_36D-Accent diagram

Beam Diagrams



LDDBE_HMLES_35W_8D-Beam diagram

LDDBE_HMLES_35W_36D-Beam diagram

