

# Robust design, compact form

## HF-Matchbox Blue

HF-Matchbox Blue is an affordable, reliable, compact, lightweight and high-frequency ballast for use with system wattages below 25 W in combination with TL mini, TL-D, TL5 and TL5c, PL-T/C, and PL-L/S lamps. The HF-M Blue range has a robust design, meets all relevant international safety and performance standards and has an energy efficiency index (CELMA EEI) of A2. The ballast is primarily designed for Indoor application. For outdoor application, the luminaire should be minimum Classland need to be sufficiently protected against water & dust. The installation should also be guard against any lightening surge or any other necessary electrical protection as deemed in such typical installation & application.

### Benefits

- Automatic restart (after voltage dip or lamp exchange) ensures easy operation and hassle-free re-lamping.
- Suitable for use in class I or class II luminaires

### Features

- Suitable for emergency DC operation between 190 and 254 V
- Programmed, flicker-free, pre-heated start (<0.8 s); over 8,000 on/off switches on one lamp (depending on lamp/ballast combination)
- Automatic restart (after voltage dip or lamp exchange) ensures easy operation and hassle-free re-lamping.

# HF-Matchbox Blue

## Application

- Used with movement-detection control systems like Philips OccuPlus in applications where lamps burn for a long period of time and the switching cycle is infrequent (e.g. a maximum of three times per day)
- Mainly for indoor applications such as spotlights, downlights, light boxes, and emergency and security fixtures used largely in retail stores, office buildings, hotels, private homes and residential buildings
- Domestic applications such as outdoor garden lighting, garage areas, stairways

## Versions




HF-M BLUE 124 SH TL/TL5/PLL 230-240V



HF-M BLUE 124 LH TL/TL5/PLL 230-240V

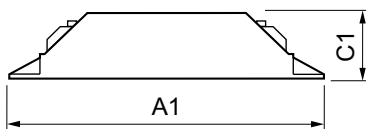
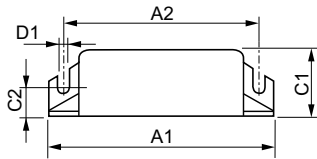
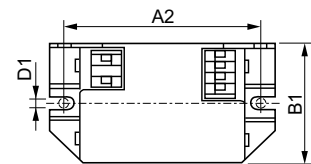


HF-M BLUE 121 LH TL5 230-240V



HF-M BLUE 128 LH TL5 230-240V

## Dimensional drawing



### Product

HF-M BLUE 124 SH TL/TL5/PL-L 230-240V

### Product

HF-M BLUE 124 LH TL/TL5/PL-L 230-240V

HF-M BLUE 121 LH TL5 230-240V

HF-M BLUE 128 LH TL5 230-240V

HF-M BLUE 109 LH TL/PL-S 230-240V

HF-M BLUE 114 LH TL/PL-S/PL-C 230-240V

# HF-Matchbox Blue

## Operating and Electrical

Input Frequency	50 to 60 Hz
Input Voltage	230 to 240 V

## General Information

Number Of Lamps	1 piece/unit
-----------------	--------------

## General Information

Order Code	Full Product Name	Number Of Products On MCB (16A Type) B) (Nom)	Lamp Type
913700417966	HF-M BLUE 124 SH TL/TL5/PL-L 230-240V	60	TL/TL5/PL-L
913700418066	HF-M BLUE 124 LH TL/TL5/PL-L 230-240V	60	TL/TL5/PL-L
913700418366	HF-M BLUE 121 LH TL5 230-240V	59	TL5

Order Code	Full Product Name	Number Of Products On MCB (16A Type) B) (Nom)	Lamp Type
913700419966	HF-M BLUE 128 LH TL5 230-240V	-	TL5
913700421366	HF-M BLUE 109 LH TL/PL-S 230-240V	159	TL/PL-S
913700421766	HF-M BLUE 114 LH TL/PL-S/PL-C 230-240V	101	TL/PL-S/PL-C

## Mechanical and Housing

Order Code	Full Product Name	Housing
913700417966	HF-M BLUE 124 SH TL/TL5/PL-L 230-240V	SH
913700418066	HF-M BLUE 124 LH TL/TL5/PL-L 230-240V	LH
913700418366	HF-M BLUE 121 LH TL5 230-240V	LH

Order Code	Full Product Name	Housing
913700419966	HF-M BLUE 128 LH TL5 230-240V	LH
913700421366	HF-M BLUE 109 LH TL/PL-S 230-240V	LH
913700421766	HF-M BLUE 114 LH TL/PL-S/PL-C 230-240V	LH

## System characteristics

Order Code	Full Product Name	Lamp Power On PL-C	Lamp Power On PL-S	Lamp Power On TL	Lamp Power On TL5	Rated Ballast-Lamp Power
913700417966	HF-M BLUE 124 SH TL/TL5/PL-L 230-240V	-	-	-	-	24 W
913700418066	HF-M BLUE 124 LH TL/TL5/PL-L 230-240V	-	-	-	-	24 W
913700418366	HF-M BLUE 121 LH TL5 230-240V	-	-	-	-	21 W
913700419966	HF-M BLUE 128 LH TL5 230-240V	-	-	-	19.6 W	28 W
913700421366	HF-M BLUE 109 LH TL/PL-S 230-240V	-	7.8 W	8.2 W	-	9 W
913700421766	HF-M BLUE 114 LH TL/PL-S/PL-C 230-240V	12.2 W	11.9 W	11.8 W	-	14 W

