

SmartBirght LED Batten

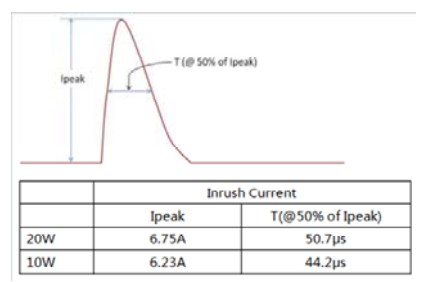
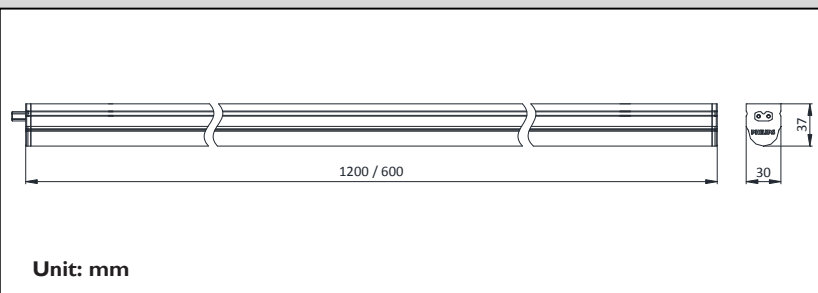
BN013C

Mounting Instruction

V1.0

AS/NZS 60598	IP20	$t_a 25^\circ\text{C}$		
-----------------	------	------------------------	--	--

Product Type	Dimension (mm)	CCT (K)	Lumen Output (lm)	Power (W)	Voltage	Frequency	θ_{cgs}
BN013C LED20/WW L1200 AU G2	1200x30x37	3000	2000	20	220-240V~	50/60Hz	0.24
BN013C LED20/NW L1200 AU G2	1200x30x37	4000	2000	20			0.24
BN013C LED20/CW L1200 AU G2	1200x30x37	6500	2000	20			0.24
BN013C LED10/WW L600 AU G2	600x30x37	3000	1000	10			0.12
BN013C LED10/NW L600 AU G2	600x30x37	4000	1000	10			0.12
BN013C LED10/CW L600 AU G2	600x30x37	6500	1000	10			0.12



Surface Mounting

Installation on ceiling or wall through mounting clips.
(D: Mounting distance)

Type	L600	L1200
D (mm)	300-500	600-800

Suspended Mounting

Type	L600	L1200
L (mm)	300-500	600-800

Trunking method A

Click fit male plug part into female socket. Affix next system, only after linking. Maximum amount of linking: 10pcs

Trunking method B

Use connector jack cable for linking, as required. Maximum amount of linking: 10pcs



SmartBirght LED Batten

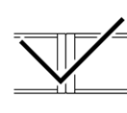
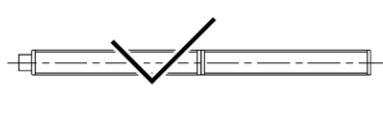
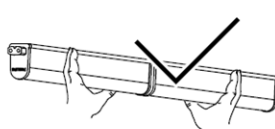
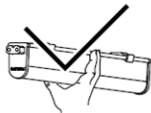
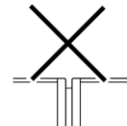
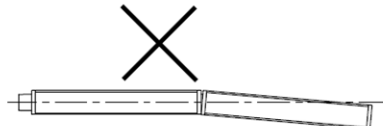
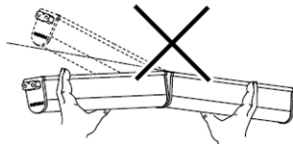
BN013C

Mounting Instruction

V1.0

Please read this manual carefully before using the product.

1. For indoor use only.
2. Do not switch on before complete installation.
3. The luminaire shall be installed by a qualified electrician and wired in accordance with the latest IEE electrical regulations or the national requirements.
4. The external flexible cable or cord of this luminaire cannot be replaced; if the cord is damaged, the luminaire shall be destroyed.
5. The light source of this luminaire is not replaceable; when the light source reaches its end of life the whole luminaire shall be replaced.
6. The luminaire is complied with AS/NZS 60598.
7. Luminaire must not be used or stored in corrosive environment where hazardous materials such as Sulphur, Chlorine, phthalates, etc., are present.
8. This product allows maximum 10 pcs trunking (via connector or end to end trunking). For your safety concern, the connection of BN013C with any other product is prohibited. And make sure to keep the last male socket open.
9. Max current of power cable: 2A.



This marking indicates that this product should not be disposed with other household wastes throughout the EU. To prevent possible harm to the environment or human health from uncontrolled waste disposal, recycle it responsibly to promote the sustainable reuse of material resources. To return your used device, please use the return and collection systems or contact the retailer where the product was purchased. They can take this product for environmental safe recycling.