



CorePro LEDtube EM/ Mains T8



CorePro LEDtube 1200mm 15.5W 830 T8

Philips CorePro LEDtubes are the quick and easy way to replace T8 fluorescent or other LED tubes with a fast pack back time. Not only does the Core range of LEDtubes require a low initial investment, but LED energy efficiency also delivers instant savings that you can bank on over a long and reliable lifetime. Plus, with the same lamp size and light distribution as fluorescent alternatives, you'll never know the difference. There are two ways to install these LED tubes: Rewire your existing fluorescent-based luminaires so the CorePro LEDtubes work directly on the Mains. Or simply change the fluorescent starter to an LED starter that can be used with your Electromagnetic ballasts.

Warnings and Safety

- NOTE: The overall energy efficiency and light distribution of any installation that uses these lamps will be determined by the design of the installation.
- Installation must be done according to the installation diagrams provided with the lamp or available online. Installation must be done by a certified professional.

Product data

General Information		Luminous Flux	
Cap-Base	G13 [Medium Bi-Pin Fluorescent]	Luminous Flux	1,700 lumen
Nominal lifetime	50,000 hour(s)	Color Designation	White (WH)
Switching Cycle	200,000	Correlated Color Temperature (Nom)	3000 K
Lighting Technology	LED	Luminous Efficacy (rated) (Nom)	109 lm/W
Flux measurement reference	Sphere	Color Consistency	<6
		Color rendering index (CRI)	80
		LLMF At End Of Nominal Lifetime (Nom)	70 %
Light Technical		Operating and Electrical	
Color Code	830 [CCT of 3000K]	Line Frequency	50 to 60 Hz
Beam Angle (Nom)	240 degree(s)		

CorePro LEDtube EM/Mains T8

Input Frequency	50 to 60 Hz
Power Consumption	15.5 W
Lamp Current (Nom)	84 mA
Starting Time (Nom)	0.5 s
Warm-up time to 60% light	0.5 s
Power Factor (Fraction)	0.9
Voltage (Nom)	220-240 V

Temperature

Ambient temperature range	-20 °C to 45 °C
T-Case Maximum (Nom)	50 °C

Controls and Dimming

Dimmable	No
----------	----

Mechanical and Housing

Bulb Finish	Frosted
Bulb Material	Glass
Product Length	1,200 mm
Bulb Shape	Tube, double-ended

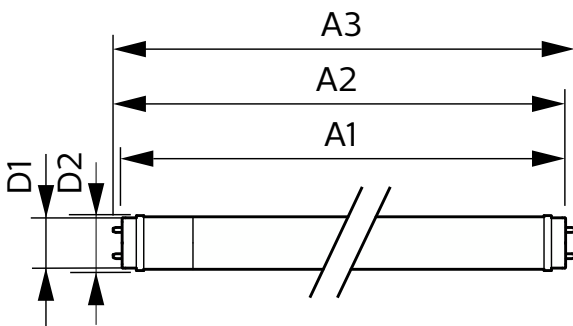
Approval and Application

Energy Efficiency Class	F
Energy Saving Product	Yes
Approval Marks	RoHS compliance CE marking KEMA Keur certificate
Energy Consumption kWh/1000 h	16 kWh
EPREL Registration Number	1384733
EU RoHS compliant	Yes

Product Data

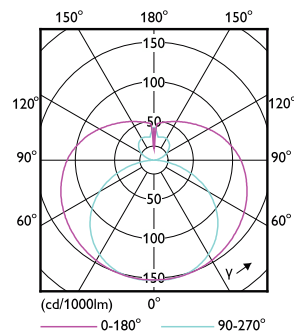
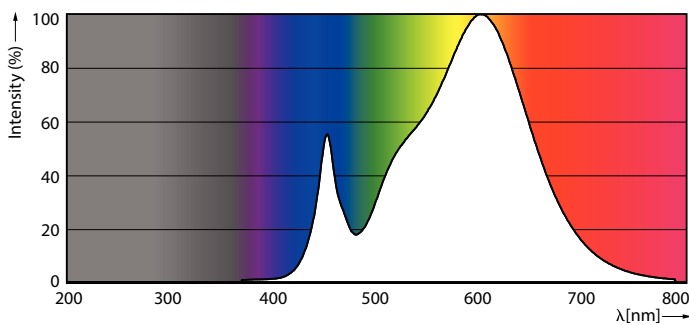
Full product code	871951448640900
Order product name	CorePro LEDtube 1200mm 15.5W 830 T8
Order code	929003577232
Numerator - Quantity Per Pack	1
Numerator - Packs per outer box	20
Material number (12NC)	929003577232
Full product name	CorePro LEDtube 1200mm 15.5W 830 T8
EAN/UPC - Case	8719514486416

Dimensional drawing



Product	D1	D2	A1	A2	A3
CorePro LEDtube 1200mm 15.5W 830 T8	25.7 mm	28 mm	1,198 mm	1,205 mm	1,212 mm

Photometric data



Spectral Power Distribution Colour

Light Distribution Diagram - CorePro LEDtube 1200mm 15.5W 830 T8

CorePro LEDtube EM/Mains T8

