



An adventure in lighting design starts now

ModiFly suspended

ModiFly is the new action hero for lighting design. This next generation lighting innovation has it all: contemporary form, infinite design freedom, and undisputed performance. Simple, yet sophisticated, ModiFly has a style that lends itself perfectly for a variety of spaces including open offices, education, and retail environments, where visual comfort and design continuity are essential.

Benefits

- Fully articulating Bi-Link, Tri-Link & Quad-Link joints give you unlimited design options
- Vertical light guide technology produces a controlled lighting distribution with both up & down light effects
- 3 available lengths (600mm/1200mm/1500mm) to fit most indoor office applications

Features

- Available in 600mm, 1200mm and 1500mm length options.
- Multiple drivers and systems to choose from including PSU, Dali, Interact and Tunable White
- Multiple lumen package ranging from 1800lm/600mm to 4800lm/1500mm

Application

- Office
- Fashion
- Hospitality
- Banks

Specifications

ModiFly suspended

Mounting type	Suspended
Ceiling type	Open ceiling office for suspension installation
Mains Voltage	220-240V / 50-60Hz
Dimming	PSU: Non-dimmable PSD: Dimmable via Dali-broadcasting SIA: Wireless control, compatible with SNS210 sensor
Integrated sensors	SNS210
Main color of the luminaire	White: RAL9003
Lumen maintenance at median useful life	L70B50 50.000h




Luminaire efficacy	120lm/w
Correlated color temperature - CCT	840: CRI80 with 4000K 940: CRI90 with 4000K
Color Rendering index - CRI	840; 940
Risk Group	RG0
Ingress protection	20
Light source replaceable	No
Installation	Suspended

Versions



ModiFly

Dimensional drawing



ModiFly suspended

Product details



ModiFly



ModiFly



ModiFly



ModiFly

ModiFly suspended

General Information

CE mark CE mark

Flammability mark -

Light Technical

Correlated Color Temperature (Nom) 4000 K

Optical cover type Polymethyl methacrylate bowl/cover

Operating and Electrical

Input Voltage 220 to 240 V

Line Frequency 50 or 60 Hz

Temperature

Ambient temperature range -20 to +40 °C

Mechanical and Housing

Housing Color Aluminum and white

Approval and Application

Protection class IEC Safety class I

Mech. impact protection code IK03

Ingress protection code IP20

Initial Performance (IEC Compliant)

Luminous flux tolerance +/-10%

Light Technical

Order Code	Full Product Name	Color rendering index (CRI)	Luminous Efficacy (rated) (Nom)	Luminous Flux
911401589332	SP800P LED21/840 L60W6 CD	≥80	120 lm/W	2,100 lm
911401590032	SP800P LED20/940 L60W6 CD PSD	≥90	112 lm/W	2,000 lm
911401590332	SP800P LED21/840 L60W6 SD	≥80	120 lm/W	2,100 lm
911401590432	SP800P LED21/840 L60W6 SD PSD	≥80	120 lm/W	2,100 lm
911401589432	SP800P LED21/840 L60W6 CD PSD	≥80	120 lm/W	2,100 lm
911401589732	SP800P LED52/840 L150W6 CD	≥80	115 lm/W	5,200 lm
911401589832	SP800P LED52/840 L150W6 CD PSD	≥80	115 lm/W	5,200 lm
911401590732	SP800P LED52/840 L150W6 SD	≥80	115 lm/W	5,200 lm
911401590832	SP800P LED52/840 L150W6 SD PSD	≥80	115 lm/W	5,200 lm
911401591032	SP800P LED20/940 L60W6 SD PSD	≥90	112 lm/W	2,000 lm
911401591332	SP800P LED21/840 L60W6 SD PSD CAU	≥80	120 lm/W	2,100 lm
911401591532	SP800P LED52/840 L150W6 SD PSD CAU	≥80	115 lm/W	5,200 lm
911401591632	SP800P LED20/940 L60W6 SD PSD CAU	≥90	112 lm/W	2,000 lm
911401589532	SP800P LED41/840 L120W6 CD	≥80	120 lm/W	4,100 lm
911401589632	SP800P LED41/840 L120W6 CD PSD	≥80	120 lm/W	4,100 lm
911401590232	SP800P LED38/940 L120W6 CD PSD	≥90	112 lm/W	3,800 lm
911401590532	SP800P LED41/840 L120W6 SD	≥80	120 lm/W	4,100 lm
911401590632	SP800P LED41/840 L120W6 SD PSD	≥80	120 lm/W	4,100 lm
911401591232	SP800P LED38/940 L120W6 SD PSD	≥90	112 lm/W	3,800 lm
911401591432	SP800P LED41/840 L120W6 SD PSD CAU	≥80	120 lm/W	4,100 lm
911401591732	SP800P LED38/940 L120W6 SD PSD CAU	≥90	112 lm/W	3,800 lm

Operating and Electrical

Order Code	Full Product Name	Power Consumption	Order Code	Full Product Name	Power Consumption
911401589332	SP800P LED21/840 L60W6 CD	17.5 W	911401591532	SP800P LED52/840 L150W6 SD PSD CAU	43 W
911401590032	SP800P LED20/940 L60W6 CD PSD	17.5 W	911401591632	SP800P LED20/940 L60W6 SD PSD CAU	17.5 W
911401590332	SP800P LED21/840 L60W6 SD	17.5 W	911401589532	SP800P LED41/840 L120W6 CD	34.8 W
911401590432	SP800P LED21/840 L60W6 SD PSD	17.5 W	911401589632	SP800P LED41/840 L120W6 CD PSD	34 W
911401589432	SP800P LED21/840 L60W6 CD PSD	17.5 W	911401590232	SP800P LED38/940 L120W6 CD PSD	34 W
911401589732	SP800P LED52/840 L150W6 CD	46.5 W	911401590532	SP800P LED41/840 L120W6 SD	34.8 W
911401589832	SP800P LED52/840 L150W6 CD PSD	43 W	911401590632	SP800P LED41/840 L120W6 SD PSD	34 W
911401590732	SP800P LED52/840 L150W6 SD	46.5 W	911401591232	SP800P LED38/940 L120W6 SD PSD	34 W
911401590832	SP800P LED52/840 L150W6 SD PSD	43 W	911401591432	SP800P LED41/840 L120W6 SD PSD CAU	34 W
911401591032	SP800P LED20/940 L60W6 SD PSD	17.5 W	911401591732	SP800P LED38/940 L120W6 SD PSD CAU	34 W
911401591332	SP800P LED21/840 L60W6 SD PSD CAU	17.5 W			

Controls and Dimming

Order Code	Full Product Name	Dimmable
911401589332	SP800P LED21/840 L60W6 CD	No
911401590032	SP800P LED20/940 L60W6 CD PSD	DALI
911401590332	SP800P LED21/840 L60W6 SD	No
911401590432	SP800P LED21/840 L60W6 SD PSD	DALI
911401589432	SP800P LED21/840 L60W6 CD PSD	DALI
911401589732	SP800P LED52/840 L150W6 CD	No
911401589832	SP800P LED52/840 L150W6 CD PSD	DALI
911401590732	SP800P LED52/840 L150W6 SD	No
911401590832	SP800P LED52/840 L150W6 SD PSD	DALI
911401591032	SP800P LED20/940 L60W6 SD PSD	DALI
911401591332	SP800P LED21/840 L60W6 SD PSD CAU	DALI

Order Code	Full Product Name	Dimmable
911401591532	SP800P LED52/840 L150W6 SD PSD CAU	DALI
911401591632	SP800P LED20/940 L60W6 SD PSD CAU	DALI
911401589532	SP800P LED41/840 L120W6 CD	No
911401589632	SP800P LED41/840 L120W6 CD PSD	DALI
911401590232	SP800P LED38/940 L120W6 CD PSD	DALI
911401590532	SP800P LED41/840 L120W6 SD	No
911401590632	SP800P LED41/840 L120W6 SD PSD	DALI
911401591232	SP800P LED38/940 L120W6 SD PSD	DALI
911401591432	SP800P LED41/840 L120W6 SD PSD CAU	DALI
911401591732	SP800P LED38/940 L120W6 SD PSD CAU	DALI

Initial Performance (IEC Compliant)

Order Code	Full Product Name	Initial chromaticity
911401589332	SP800P LED21/840 L60W6 CD	0.3818,0.3796
911401590032	SP800P LED20/940 L60W6 CD PSD	0.3828, 0.3806
911401590332	SP800P LED21/840 L60W6 SD	0.3818,0.3796
911401590432	SP800P LED21/840 L60W6 SD PSD	0.3818,0.3796
911401589432	SP800P LED21/840 L60W6 CD PSD	0.3818,0.3796
911401589732	SP800P LED52/840 L150W6 CD	0.3818,0.3796
911401589832	SP800P LED52/840 L150W6 CD PSD	0.3818,0.3796
911401590732	SP800P LED52/840 L150W6 SD	0.3818,0.3796
911401590832	SP800P LED52/840 L150W6 SD PSD	0.3818,0.3796
911401591032	SP800P LED20/940 L60W6 SD PSD	0.3828, 0.3804
911401591332	SP800P LED21/840 L60W6 SD PSD CAU	0.3818,0.3796

Order Code	Full Product Name	Initial chromaticity
911401591532	SP800P LED52/840 L150W6 SD PSD CAU	0.3818,0.3796
911401591632	SP800P LED20/940 L60W6 SD PSD CAU	0.3828, 0.3811
911401589532	SP800P LED41/840 L120W6 CD	0.3818,0.3796
911401589632	SP800P LED41/840 L120W6 CD PSD	0.3818,0.3796
911401590232	SP800P LED38/940 L120W6 CD PSD	0.3828, 0.3805
911401590532	SP800P LED41/840 L120W6 SD	0.3818,0.3796
911401590632	SP800P LED41/840 L120W6 SD PSD	0.3818,0.3796
911401591232	SP800P LED38/940 L120W6 SD PSD	0.3828, 0.3803
911401591432	SP800P LED41/840 L120W6 SD PSD CAU	0.3818,0.3796
911401591732	SP800P LED38/940 L120W6 SD PSD CAU	0.3828, 0.3810

