



Full Wattage Range, Full CCT Range, Recessed Installation

Smartbright Pro Downlight

The SmartBright Pro Downlight comes offering reliable lighting performance with recessed installation, suitable for diversified applications. Full wattage ranges from 5W to 24W, full CCT range covering 3000K, 3500K, 4000K and 6500K, eye comfort experience with low flicker lighting can attract you more with its elegant design.

Benefits

- Recessed Installation
- Elegant look & feel
- Eye comfort experience with low flicker lighting

Features

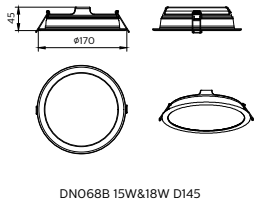
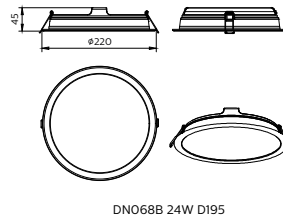
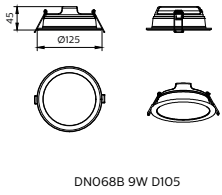
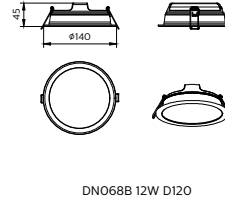
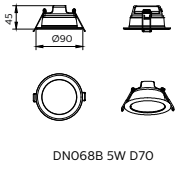
- Power: 5W, 9W, 12W, 15W, 18W and 24W
- 4 CCT: 3000K, 3500K, 4000K and 6500K
- Input voltage is 220-240V
- CRI80
- Efficacy: up to 110lm/W
- Working temperature: -20°C to +40°C

Application

- Residential
- Hospitality
- Retail
- Shopping mall
- Hotels

Smartbright Pro Downlight

Dimensional drawing



Product details



Smartbright Pro Downlight

Smartbright Pro Downlight

General Information

CE mark	-
Flammability mark	For mounting on normally flammable surfaces

Light Technical

Optical cover type	Polycarbonate Diffuser
Color rendering index (CRI)	>80

Operating and Electrical

Input Voltage	220 to 240 V
Line Frequency	50 or 60 Hz

Temperature

Ambient temperature range	-20 to +40 °C
---------------------------	---------------

Controls and Dimming

Dimmable	No
----------	----

Mechanical and Housing

Housing Color	White
---------------	-------

Approval and Application

Protection class IEC	Safety class II
Mech. impact protection code	IK03
Ingress protection code	IP20

Initial Performance (IEC Compliant)

Luminous flux tolerance	+10%/-15%
-------------------------	-----------

Light Technical

Order Code	Full Product Name	Correlated Color	Luminous Efficacy	Luminous Flux
		Temperature (Nom)	(rated) (Nom)	
911401871084	DN068B LED4/840 PSU GM	4000 K	90 lm/W	450 lm
911401871184	DN068B LED4/865 PSU GM	6500 K	90 lm/W	450 lm
911401871284	DN068B LED8/830 PSU GM	3000 K	98 lm/W	880 lm
911401871484	DN068B LED9/840 PSU GM	4000 K	102 lm/W	900 lm
911401871584	DN068B LED9/865 PSU GM	6500 K	102 lm/W	900 lm
911401871684	DN068B LED11/830 PSU GM	3000 K	98 lm/W	1,175 lm
911401871884	DN068B LED12/840 PSU GM	4000 K	102 lm/W	1,225 lm
911401871984	DN068B LED12/865 PSU GM	6500 K	102 lm/W	1,225 lm
911401872084	DN068B LED15/830 PSU GM	3000 K	100 lm/W	1,500 lm
911401872384	DN068B LED16/865 PSU GM	6500 K	106 lm/W	1,600 lm
911401872784	DN068B LED18/865 PSU GM	6500 K	103 lm/W	1,850 lm
911401873184	DN068B LED26/865 PSU GM	6500 K	110 lm/W	2,650 lm

Operating and Electrical

Order Code	Full Product Name	Power Consumption
911401871084	DN068B LED4/840 PSU GM	5 W
911401871184	DN068B LED4/865 PSU GM	5 W
911401871284	DN068B LED8/830 PSU GM	9 W
911401871484	DN068B LED9/840 PSU GM	9 W
911401871584	DN068B LED9/865 PSU GM	9 W
911401871684	DN068B LED11/830 PSU GM	12 W

Order Code	Full Product Name	Power Consumption
911401871884	DN068B LED12/840 PSU GM	12 W
911401871984	DN068B LED12/865 PSU GM	12 W
911401872084	DN068B LED15/830 PSU GM	15 W
911401872384	DN068B LED16/865 PSU GM	15 W
911401872784	DN068B LED18/865 PSU GM	18 W
911401873184	DN068B LED26/865 PSU GM	24 W

Initial Performance (IEC Compliant)

Order Code	Full Product Name	Initial chromaticity
911401871084	DN068B LED4/840 PSU GM	(0.38, 0.38) SDCM <7
911401871184	DN068B LED4/865 PSU GM	(0.31, 0.34) SDCM <7
911401871284	DN068B LED8/830 PSU GM	(0.44, 0.40) SDCM <7
911401871484	DN068B LED9/840 PSU GM	(0.38, 0.38) SDCM <7
911401871584	DN068B LED9/865 PSU GM	(0.31, 0.34) SDCM <7
911401871684	DN068B LED11/830 PSU GM	(0.44, 0.40) SDCM <7

Order Code	Full Product Name	Initial chromaticity
911401871884	DN068B LED12/840 PSU GM	(0.38, 0.38) SDCM <7
911401871984	DN068B LED12/865 PSU GM	(0.31, 0.34) SDCM <7
911401872084	DN068B LED15/830 PSU GM	(0.44, 0.40) SDCM <7
911401872384	DN068B LED16/865 PSU GM	(0.31, 0.34) SDCM <7
911401872784	DN068B LED18/865 PSU GM	(0.31, 0.34) SDCM <7
911401873184	DN068B LED26/865 PSU GM	(0.31, 0.34) SDCM <7

Smartbright Pro Downlight

