



Trusted performance.. Everyday..

SmartBright Highbay

SmartBright Highbay is a high efficient and reliable LED luminaire. Designed as the point to point replacement for HPI 250W/400W luminaires, it offers customers all the benefits of LED lighting – reduced energy consumption, longer service time and less maintenance. In addition, with using high quality of the optical cover, it provides an excellent quality of light, which effectively improves the comfort of your environment.

Benefits

- Energy saving up to 65% comparing to HPI-P system
- Comfort light quality
- Safe & Reliable
- Easy installation and retrofitting

Features

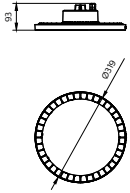
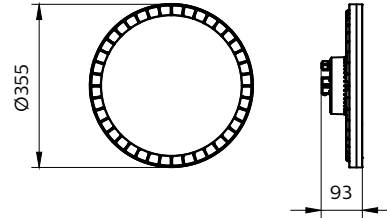
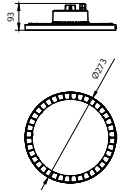
- High efficacy: 130 lumens per watt
- High quality optical Lens cover
- Lifetime of 30,000 hours @ Ta35°C with end-to-end Philips production quality assurance
- Full family is in compliance with CB and EMC norms
- Suitable for pole, hook, bracket mounting

Application

- Industry : Factories, warehouses, workshops, assembly lines, etc.
- High ceiling indoor : Shopping malls, airports, stadium, etc.

SmartBright Highbay

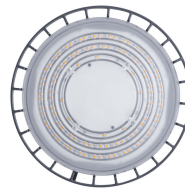
Dimensional drawing



Product details



SmartBright Highbay G4



SmartBright Highbay G4

General Information

CE mark CE mark

Flammability mark -

Light Technical

Optical cover type Lens

Color rendering index (CRI) >80

Luminous Efficacy (rated) (Nom) 130 lm/W

Operating and Electrical

Input Voltage 220 to 240 V

Line Frequency 50 or 60 Hz

Temperature

Ambient temperature range -20 to +45 °C

Controls and Dimming

Dimmable No

Mechanical and Housing

Housing Color Dark gray

Approval and Application

Protection class IEC Safety class I

Mech. impact protection code IK06

Ingress protection code IP65

Initial Performance (IEC Compliant)

Luminous flux tolerance +/-10%

Light Technical

| Order Code | Full Product Name | Correlated Color Temperature (Nom) | Luminous Flux |
|--------------|----------------------------------|------------------------------------|---------------|
| 911401614508 | BY239P LED240/CW PSU GM G2 C1000 | 6500 K | 26,000 lm |
| 911401614608 | BY239P LED180/CW PSU GM G2 C1000 | 6500 K | 19,500 lm |
| 911401614708 | BY239P LED120/CW PSU GM G2 C1000 | 6500 K | 13,000 lm |
| 911401639907 | BY239P LED70/CW PSU GM G2 | 6500 K | 7,800 lm |
| 911401640007 | BY239P LED70/NW PSU GM G2 | 4000 K | 7,800 lm |
| 911401640107 | BY239P LED120/CW PSU GM G2 | 6500 K | 13,000 lm |
| 911401640207 | BY239P LED120/NW PSU GM G2 | 4000 K | 13,000 lm |
| 911401640307 | BY239P LED180/CW PSU GM G2 | 6500 K | 19,500 lm |
| 911401640407 | BY239P LED180/NW PSU GM G2 | 4000 K | 19,500 lm |
| 911401640507 | BY239P LED240/CW PSU GM G2 | 6500 K | 26,000 lm |
| 911401640607 | BY239P LED240/NW PSU GM G2 | 4000 K | 26,000 lm |

Operating and Electrical

| Order Code | Full Product Name | Power Consumption |
|--------------|----------------------------------|-------------------|
| 911401614508 | BY239P LED240/CW PSU GM G2 C1000 | 200 W |
| 911401614608 | BY239P LED180/CW PSU GM G2 C1000 | 150 W |
| 911401614708 | BY239P LED120/CW PSU GM G2 C1000 | 100 W |
| 911401639907 | BY239P LED70/CW PSU GM G2 | 60 W |
| 911401640007 | BY239P LED70/NW PSU GM G2 | 60 W |
| 911401640107 | BY239P LED120/CW PSU GM G2 | 100 W |

| Order Code | Full Product Name | Power Consumption |
|--------------|----------------------------|-------------------|
| 911401640207 | BY239P LED120/NW PSU GM G2 | 100 W |
| 911401640307 | BY239P LED180/CW PSU GM G2 | 150 W |
| 911401640407 | BY239P LED180/NW PSU GM G2 | 150 W |
| 911401640507 | BY239P LED240/CW PSU GM G2 | 200 W |
| 911401640607 | BY239P LED240/NW PSU GM G2 | 200 W |

Initial Performance (IEC Compliant)

| Order Code | Full Product Name | Initial chromaticity |
|--------------|----------------------------------|-----------------------|
| 911401614508 | BY239P LED240/CW PSU GM G2 C1000 | (0.316, 0.332) SDCM<5 |
| 911401614608 | BY239P LED180/CW PSU GM G2 C1000 | (0.316, 0.332) SDCM<5 |
| 911401614708 | BY239P LED120/CW PSU GM G2 C1000 | (0.316, 0.332) SDCM<5 |
| 911401639907 | BY239P LED70/CW PSU GM G2 | (0.316, 0.332) SDCM<5 |
| 911401640007 | BY239P LED70/NW PSU GM G2 | (0.385, 0.380) SDCM<5 |
| 911401640107 | BY239P LED120/CW PSU GM G2 | (0.316, 0.332) SDCM<5 |

| Order Code | Full Product Name | Initial chromaticity |
|--------------|----------------------------|-----------------------|
| 911401640207 | BY239P LED120/NW PSU GM G2 | (0.385, 0.380) SDCM<5 |
| 911401640307 | BY239P LED180/CW PSU GM G2 | (0.316, 0.332) SDCM<5 |
| 911401640407 | BY239P LED180/NW PSU GM G2 | (0.385, 0.380) SDCM<5 |
| 911401640507 | BY239P LED240/CW PSU GM G2 | (0.316, 0.332) SDCM<5 |
| 911401640607 | BY239P LED240/NW PSU GM G2 | (0.385, 0.380) SDCM<5 |

