



Philips TrueCircle : Versatile LED ceiling luminaire in round shape

TrueCircle Recessed

TrueCircle is a functional recessed round luminaire with a strict classical design to fit in almost any office space. It is a modern, unobtrusive designed family of luminaire providing direct diffuse light ensuring this luminaire will blend into the architecture of most buildings. This range features a selection of 2 different sizes, light outputs, and optics. The special micro prismatic optics provides glare-free comfort & also infuses the homogeneous light by offering full Office compliance. This new round luminaire from Philips offers sustainable solution with installation flexibility, creating exemplary illumination & high quality of light.

Benefits

- Comfortable, glare-free Office-compliant
- Competitive solution with good lighting specifications
- Delivers the right visual comfort for various applications.
- Uniform Lighting distribution
- Easy to install & maintain: comes with all the accessories and cabling.

TrueCircle Recessed

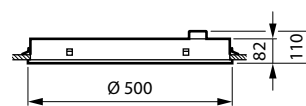
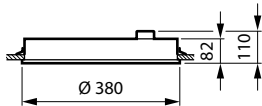
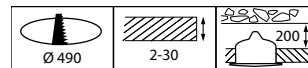
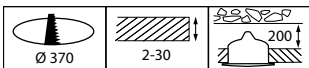
Features

- Office-compliant lighting using PSP optics (UGR<19)
- Two lumen packages and sizes; 2000lm 38cm dia, 3600lm 50cm dia
- Comes with two colors(White & Black), two different optics(PSP & OC) & two different drivers(PSU-Non Dim & PSD-Dali dim) to cater for diverse applications
- 3000K, 4000K options with CRI >80
- Long lifetime 50,000 hours @L80, and a low SDCM of <3
- IP40 rating perfect for indoor applications
- Offers a complete range for round luminaire applications in office (main area, corridors/hallways)

Application

- Offices
- Hospitality
- Schools
- Residential

Dimensional drawing



TrueCircle Recessed

General Information

Driver included	Yes
Gear	EB
Light source replaceable	No
Number of gear units	1 unit

Light Technical

Beam angle of light source	120 degree(s)
Color rendering index (CRI)	>80

Operating and Electrical

Protection class IEC	Safety class I
Input Voltage	220 to 240 V
Line Frequency	50 to 60 Hz
Suitable for random switching	No

Mechanical and Housing

Housing Color	White
Mech. impact protection code	IK02
Ingress protection code	IP20/40

Emergency Operation

Central Emergency	No
-------------------	----

Approval and Application

CE mark	Yes
ENEC mark	-
Flammability mark	For mounting on normally flammable surfaces
Glow-wire test	Temperature 650 °C, duration 30 s
Flickering value (PstLM) - Flickering value as per EN 61000-3-3	1
Stroboscopic effect visibility measure (SVM)	0.4

Initial Performance (IEC Compliant)

Initial chromaticity	(0.38, 0.38) SDCM <lt/>3
Luminous flux tolerance	+/-10%

Over Time Performance (IEC Compliant)

Driver failure rate at 5000 h	80 %
-------------------------------	------

Light Technical

Order Code	Full Product Name	Correlated Color		Luminous Flux	Optic type
		Temperature (Nom)	Luminous Efficacy (rated) (Nom)		
912401483433	RC250B 20S/830 PSU PSP D380 WH	3000 K	102 lm/W	2,000 lm	Wide beam
912401483434	RC250B 20S/840 PSD PSP D380 WH	4000 K	101 lm/W	2,000 lm	Wide beam
912401483435	RC250B 20S/830 PSD PSP D380 WH	3000 K	98 lm/W	2,000 lm	Wide beam
912401483456	RC250B 20S/840 PSU PSP D380 WH	4000 K	102 lm/W	2,000 lm	Wide beam
912401483436	RC250B 37S/840 PSU O D500 WH	4000 K	104 lm/W	3,700 lm	Opal
912401483437	RC250B 37S/830 PSU O D500 WH	3000 K	104 lm/W	3,700 lm	Opal
912401483438	RC250B 37S/840 PSD O D500 WH	4000 K	104 lm/W	3,700 lm	Opal
912401483439	RC250B 37S/830 PSD O D500 WH	3000 K	104 lm/W	3,700 lm	Opal

Operating and Electrical

Order Code	Full Product Name	Power Consumption
912401483433	RC250B 20S/830 PSU PSP D380 WH	19.5 W
912401483434	RC250B 20S/840 PSD PSP D380 WH	20 W
912401483435	RC250B 20S/830 PSD PSP D380 WH	20.5 W
912401483456	RC250B 20S/840 PSU PSP D380 WH	19.5 W

Order Code	Full Product Name	Power Consumption
912401483436	RC250B 37S/840 PSU O D500 WH	35.5 W
912401483437	RC250B 37S/830 PSU O D500 WH	35.5 W
912401483438	RC250B 37S/840 PSD O D500 WH	35.5 W
912401483439	RC250B 37S/830 PSD O D500 WH	35.5 W

Controls and Dimming

Order Code	Full Product Name	Dimmable	Maximum dim level
912401483433	RC250B 20S/830 PSU PSP D380 WH	No	Not applicable
912401483434	RC250B 20S/840 PSD PSP D380 WH	Yes	1%
912401483435	RC250B 20S/830 PSD PSP D380 WH	Yes	1%
912401483456	RC250B 20S/840 PSU PSP D380 WH	No	Not applicable

Order Code	Full Product Name	Dimmable	Maximum dim level
912401483436	RC250B 37S/840 PSU O D500 WH	No	Not applicable
912401483437	RC250B 37S/830 PSU O D500 WH	No	Not applicable
912401483438	RC250B 37S/840 PSD O D500 WH	Yes	1%
912401483439	RC250B 37S/830 PSD O D500 WH	Yes	1%

Approval and Application

Order Code	Full Product Name	Ambient temperature range
912401483433	RC250B 20S/830 PSU PSP D380 WH	-10 to +40 °C
912401483434	RC250B 20S/840 PSD PSP D380 WH	-10 to +40 °C
912401483435	RC250B 20S/830 PSD PSP D380 WH	-10 to +40 °C
912401483456	RC250B 20S/840 PSU PSP D380 WH	-10 to +40 °C

Order Code	Full Product Name	Ambient temperature range
912401483436	RC250B 37S/840 PSU O D500 WH	-10 to +35 °C
912401483437	RC250B 37S/830 PSU O D500 WH	-10 to +35 °C
912401483438	RC250B 37S/840 PSD O D500 WH	-10 to +35 °C
912401483439	RC250B 37S/830 PSD O D500 WH	-10 to +35 °C

