



Philips most advanced LED replacements for compact fluorescent PL-L lamps with 2G11 base

PL-L

Philips InstantFit LED lamps make the transition to LED from CFL lamps as simple as replacing a lamp. With a wide array of color temperatures, the InstantFit LED lamps can quickly and effectively replace compact fluorescent lamps.

Benefits

- Minimizes overall lighting costs
- Offers cheapest and easiest upgrade to LED lighting technology
- Excellent compatibility with existing fluorescent ballasts

Features

- High energy efficiency, over 40% energy savings
- Long lifetime with superior color and lumen maintenance
- Easy plug-and-play installation. Retrofit replacement of existing CFL-ni lamps
- Conventional form factor fits into existing luminaires
- Durable polycarbonate construction

Application

- Office and general lighting
- Residential and multi-family complexes
- Retail and hospitality

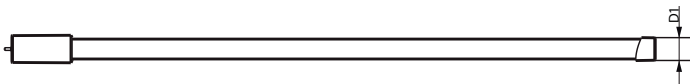


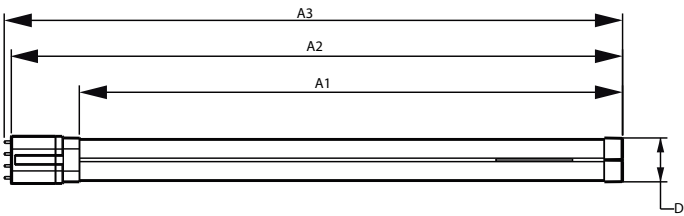
PL-L

Versions



16-5W 2G11

Dimensional drawing



Product

- 16.5PL-L/COR/22-830/IF22/P/4P/DIM 10/1
- 16.5PL-L/COR/22-835/IF22/P/4P/DIM 10/1
- 16.5PL-L/COR/22-840/IF23/P/4P/DIM 10/1

Product

- 17PL-L/COR/22-830/MF22/G/4P 10/1
- 17PL-L/COR/22-835/MF22/G/4P 10/1
- 17PL-L/COR/22-840/MF22/G/4P 10/1

PL-L

General Information	
Cap-Base	2G11
Switching Cycle	50,000
Nominal lifetime	50,000 hour(s)
Light Technical	
Beam Angle (Nom)	160 degree(s)
Color rendering index (CRI)	82
LLMF At End Of Nominal Lifetime (Nom)	70 %
Operating and Electrical	
Starting Time (Nom)	0.5 s
Wattage Equivalent	40 W
Mechanical and Housing	
Bulb Finish	Frosted
Bulb Shape	PL-L
Approval and Application	
Ambient temperature range	-20 °C to 45 °C

Light Technical

Order Code	Full Product Name	Correlated Color Temperature (Nom)	Color Code	Luminous Flux
929001893504	16.5PL-L/COR/22-830/IF22/P/4P/DIM 10/1	3000 K	830	2,200 lm
929001893604	16.5PL-L/COR/22-835/IF22/P/4P/DIM 10/1	3500 K	835	2,200 lm
929001893704	16.5PL-L/COR/22-840/IF23/P/4P/DIM 10/1	4000 K	840	2,300 lm
929003097504	17PL-L/COR/22-830/MF22/G/4P 10/1	3000 K	830	2,100 lm
929003097604	17PL-L/COR/22-835/MF22/G/4P 10/1	3500 K	835	2,100 lm
929003097704	17PL-L/COR/22-840/MF22/G/4P 10/1	4000 K	840	2,200 lm

Operating and Electrical

Order Code	Full Product Name	Input Frequency	Line Frequency	Power Consumption
929001893504	16.5PL-L/COR/22-830/IF22/P/4P/DI M 10/1	40000-160000 Hz	40000-160000 Hz	16.5 W
929001893604	16.5PL-L/COR/22-835/IF22/P/4P/DI M 10/1	40000-160000 Hz	40000-160000 Hz	16.5 W
929001893704	16.5PL-L/COR/22-840/IF23/P/4P/DI M 10/1	40000-160000 Hz	40000-160000 Hz	16.5 W

Order Code	Full Product Name	Input Frequency	Line Frequency	Power Consumption
929003097504	17PL-L/COR/22-830/MF22/G/4P 10/1	50 to 60 Hz	50 to 60 Hz	17 W
929003097604	17PL-L/COR/22-835/MF22/G/4P 10/1	50 to 60 Hz	50 to 60 Hz	17 W
929003097704	17PL-L/COR/22-840/MF22/G/4P 10/1	50 to 60 Hz	50 to 60 Hz	17 W

Temperature

Order Code	Full Product Name	T-Case Maximum (Nom)
929001893504	16.5PL-L/COR/22-830/IF22/P/4P/DIM 10/1	75 °C
929001893604	16.5PL-L/COR/22-835/IF22/P/4P/DIM 10/1	75 °C
929001893704	16.5PL-L/COR/22-840/IF23/P/4P/DIM 10/1	75 °C

Order Code	Full Product Name	T-Case Maximum (Nom)
929003097504	17PL-L/COR/22-830/MF22/G/4P 10/1	65 °C
929003097604	17PL-L/COR/22-835/MF22/G/4P 10/1	65 °C
929003097704	17PL-L/COR/22-840/MF22/G/4P 10/1	65 °C

Controls and Dimming

PL-L

Order Code	Full Product Name	Dimmable
929001893504	16.5PL-L/COR/22-830/IF22/P/4P/DIM 10/1	Only with specific dimmers
929001893604	16.5PL-L/COR/22-835/IF22/P/4P/DIM 10/1	Only with specific dimmers
929001893704	16.5PL-L/COR/22-840/IF23/P/4P/DIM 10/1	Only with specific dimmers

Order Code	Full Product Name	Dimmable
929003097504	17PL-L/COR/22-830/MF22/G/4P 10/1	Yes
929003097604	17PL-L/COR/22-835/MF22/G/4P 10/1	Yes
929003097704	17PL-L/COR/22-840/MF22/G/4P 10/1	Yes

Approval and Application

Order Code	Full Product Name	Energy Consumption kWh/1000 h
929001893504	16.5PL-L/COR/22-830/IF22/P/4P/DIM 10/1	- kWh
929001893604	16.5PL-L/COR/22-835/IF22/P/4P/DIM 10/1	- kWh
929001893704	16.5PL-L/COR/22-840/IF23/P/4P/DIM 10/1	- kWh
929003097504	17PL-L/COR/22-830/MF22/G/4P 10/1	-
929003097604	17PL-L/COR/22-835/MF22/G/4P 10/1	-
929003097704	17PL-L/COR/22-840/MF22/G/4P 10/1	-

