



Switch light settings without switching spots

SceneSwitch LEDspot

Some situations call for cool light, others benefit from the ambiance of a warm cozy glow. With Philips SceneSwitch LEDspot, you can have different light settings from just one spot. And you don't need a dimmer! Optimize your lighting for relaxing, hobbies, recreation or working. Simply at the flick of a switch. And that's your existing switch! No extra installation is required.

Benefits

- Create your own scene with one lamp simply using your existing light switch
- No dimmer or additional installation needed
- Auto memory: recall your last setting automatically

Features

- Multiple light settings in one lamp
- Plug and play
- Built-in memory chip

Application

- Indoor applications in open luminaires (with an open/free air gap of min. 10 mm)
- Accent and general lighting (e.g. hotels, shops and offices)

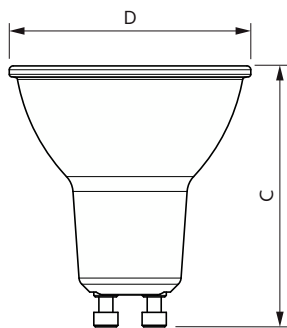
SceneSwitch LEDspot

Versions



CorePro LEDspot MV 25W GU10 830 36D

Dimensional drawing



Product	D	C
LED SSW 50W GU10 WW 36D ND SRT4	50 mm	54 mm
LED SSW 50W GU10 WW 36D RF ND SRT4	50 mm	54 mm

SceneSwitch LEDspot

General Information

Cap-Base	GU10
Rated Lifetime (Hours)	15,000 hour(s)
Switching Cycle	50,000
Nominal lifetime	15,000 hour(s)

Light Technical

Beam Angle (Nom)	36 degree(s)
Correlated Color Temperature (Nom)	2700 K
Color rendering index (CRI)	80
Color Code	827/825/822
LLMF At End Of Nominal Lifetime (Nom)	70 %
Luminous Flux	355 lm
Luminous Intensity (Nom)	600 cd

Operating and Electrical

Input Frequency	50 to 60 Hz
Line Frequency	50 to 60 Hz
Power Consumption	1.5 W
Starting Time (Nom)	0.5 s
Wattage Equivalent	50 W

Temperature

T-Case Maximum (Nom)	75 °C
----------------------	-------

Controls and Dimming

Dimmable	No
----------	----

Mechanical and Housing

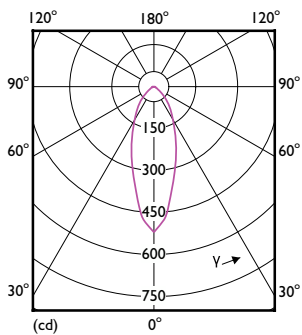
Bulb Shape	PAR16
------------	-------

Approval and Application

Energy Consumption kWh/1000 h	5 kWh
-------------------------------	-------

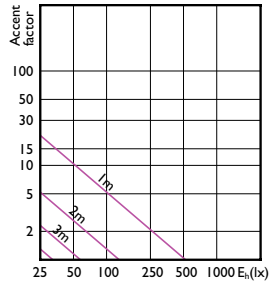
Mechanical and Housing

Order Code	Full Product Name	Bulb Finish
929002981855	LED SSW 50W GU10 WW 36D RF ND SRT4	Clear
929002981857	LED SSW 50W GU10 WW 36D ND SRT4	-



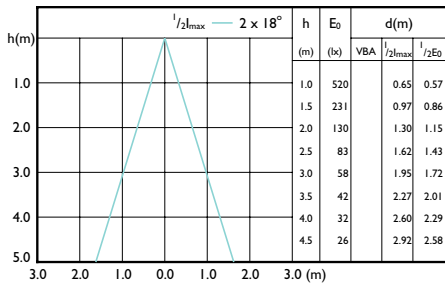
SceneSwitch LEDspot

Accent Diagrams



Accent Diagram - LED SSW 50W GU10 WW 36D
RF ND SRT4

Beam Diagrams



Beam diagram - LED SSW 50W GU10 WW 36D
RF ND SRT4

