



# Switch light settings without switching bulbs

## SceneSwitch LEDbulbs

Some situations call for cool light, others benefit from the ambiance of a warm cozy glow. With Philips SceneSwitch LEDbulbs, you can have different light settings from just one bulb. And you don't need a dimmer! Optimize your lighting for relaxing, hobbies, recreation or working. Simply at the flick of a switch. And that's your existing switch! No extra installation is required.

### Benefits

- Multiple light settings in one lamp
- Plug and play
- Built-in memory chip

### Features


- Create your own scene with one lamp simply using your existing light switch
- No dimmer or additional installation needed
- Auto memory: recall your last setting automatically

### Application

- Indoor applications in open luminaires (with an open/free air gap of min. 10 mm)
- Accent and general lighting (e.g. hotels, shops and offices)

# SceneSwitch LEDbulbs

## Versions

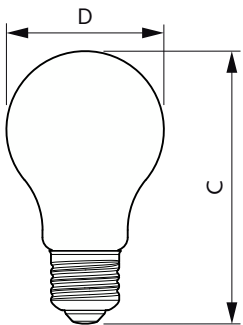
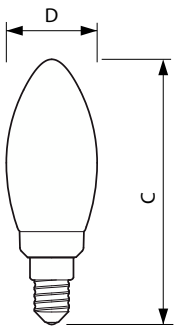
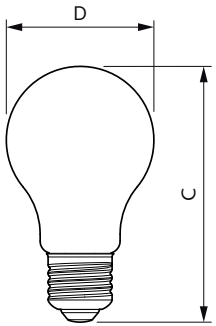


LEDclassic SSW 60W A60 E27 WW  
CL ND 1SRT



LEDbulb Classic 40W E14 B35 WW  
CL ND

## Dimensional drawing



Product	D	C
LEDclassic SSW 60W A60 E27 WW FRND 1SRT4	60 mm	104 mm
LEDclassic SSW 60W A60 E27WWFR ND 1PF/10	60 mm	104 mm

Product	D	C
LEDclassic SSW 40W B35 E14 WW CLND 1SRT4	35.5 mm	106 mm

Product	D	C
LEDclassic SSW 60W A60 E27WWCLND RF1SRT4	60 mm	104 mm

# SceneSwitch LEDbulbs

## General Information

Rated Lifetime (Hours)	15,000 hour(s)
Switching Cycle	20,000
Nominal lifetime	15,000 hour(s)

## Light Technical

Correlated Color Temperature (Nom)	2700 K
Color rendering index (CRI)	80
Color Code	827/825/822
LLMF At End Of Nominal Lifetime (Nom)	70 %

## Operating and Electrical

Input Frequency	50 to 60 Hz
Line Frequency	50 to 60 Hz
Starting Time (Nom)	0.5 s

## Temperature

T-Case Maximum (Nom)	65 °C
----------------------	-------

## Controls and Dimming

Dimmable	No
----------	----

## General Information

Order Code	Full Product Name	Cap-Base
929002445517	LEDClassic SSW 60W A60 E27WWFR ND 1PF/10	E27
929002445558	LEDClassic SSW 60W A60 E27 WW FRND 1SRT4	E27
929001888655	LEDClassic SSW 60W A60 E27WWCLND RF1SRT4	E27
929001888855	LEDClassic SSW 40W B35 E14 WW CLND 1SRT4	E14

## Operating and Electrical

Order Code	Full Product Name	Power Consumption
929002445517	LEDClassic SSW 60W A60 E27WWFR ND 1PF/10	1.6 W
929002445558	LEDClassic SSW 60W A60 E27 WW FRND 1SRT4	1.6 W
929001888655	LEDClassic SSW 60W A60 E27WWCLND RF1SRT4	1.6 W

Order Code	Full Product Name	Power Consumption
929001888855	LEDClassic SSW 40W B35 E14 WW CLND 1SRT4	1 W

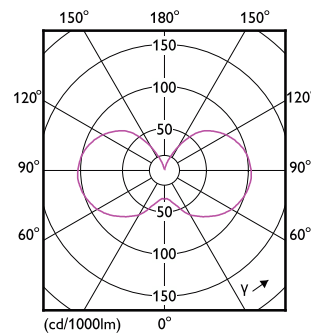
## Mechanical and Housing

Order Code	Full Product Name	Bulb Finish	Bulb Shape
929002445517	LEDClassic SSW 60W A60 E27WWFR ND 1PF/10	Frosted	A60
929002445558	LEDClassic SSW 60W A60 E27 WW FRND 1SRT4	Frosted	A60

Order Code	Full Product Name	Bulb Finish	Bulb Shape
929001888655	LEDClassic SSW 60W A60 E27WWCLND RF1SRT4	Clear	A60
929001888855	LEDClassic SSW 40W B35 E14 WW CLND 1SRT4	Clear	B35

## Approval and Application

Order Code	Full Product Name	Energy Consumption kWh/1000 h
929002445517	LEDClassic SSW 60W A60 E27WWFR ND 1PF/10	8 kWh
929002445558	LEDClassic SSW 60W A60 E27 WW FRND 1SRT4	8 kWh
929001888655	LEDClassic SSW 60W A60 E27WWCLND RF1SRT4	8 kWh
929001888855	LEDClassic SSW 40W B35 E14 WW CLND 1SRT4	5 kWh



# SceneSwitch LEDbulbs

