



# External Slim Downlight DL252

## DL252 G2 R Rd LED 400 30K 6W 4" WV

External Slim Downlight DL252, 6 W, 400 lm, 3000 K, Beam angle 110°, White

A complete family delivering superior light with great uniformity and safety. Choose the best fit for every projects, from multiple lumen packs/wattages, and enjoy great reliable performance free of maintenance.

### Product data

General Information	
Light source replaceable	No
Number of gear units	1 unit
Driver included	Yes
Switching Cycle	12,500
Lighting Technology	LED
Warranty period	1 years

Light Technical	
Luminous Flux	400 lm
Correlated Color Temperature (Nom)	3000 K
Luminous Efficacy (rated) (Nom)	66.00 lm/W
Color rendering index (CRI)	80
Light source color	830 warm white
Optic type	Beam angle 110°
Luminaire light beam spread	110°

Operating and Electrical	
Input Voltage	110 to 240 V
Line Frequency	50 or 60 Hz
Input Frequency	50 or 60 Hz
Inrush current	13.4 A
Inrush time	0.5 ms
Power Consumption	6 W
Power Factor (Fraction)	0.5
Connection	Flying leads/wires
Suitable for random switching	Not applicable
Protection class IEC	Safety class II

Controls and Dimming	
Dimmable	No
Driver/power unit/transformer	Power supply unit (On/Off)
Constant light output	No

## External Slim Downlight DL252

### Mechanical and Housing

Housing Material	Aluminum
Reflector material	-
Optic material	Polystyrene
Optical cover material	Polystyrene
Fixation material	Steel
Housing Color	White
Optical cover finish	Frosted
Overall length	120 mm
Overall width	120 mm
Overall height	20 mm
Overall diameter	120 mm
Dimensions (Height x Width x Depth)	20 x 120 x 120 mm
Net weight	0.15 kg
Ingress protection code	IP20 [Finger-protected]
Mech. impact protection code	IK03 [0.3 J]
Net Weight (Piece)	0.137 kg

### Approval and Application

Glow-wire test	Temperature 650 °C, duration 30 s
Flammability mark	For mounting on normally flammable surfaces
EU RoHS compliant	Yes
Warranty	2 year(s)

EyeComfort	Yes
Ambient temperature range	-10 to +40 °C

### Initial Performance (IEC Compliant)

Initial chromaticity	(0.4400 , , 0.4030) 6 SDCM
----------------------	----------------------------

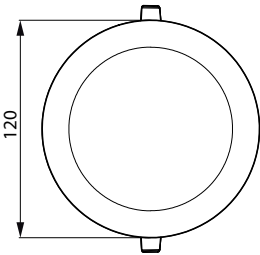
### Over Time Performance (IEC Compliant)

Driver failure rate at 5000 h	0.015 %
Median useful life L70B50	25,000 hour(s)

### Product Data


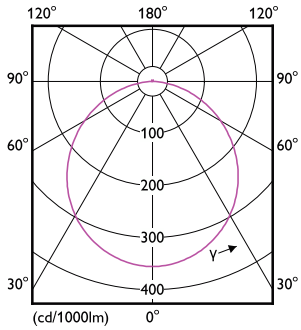
Order product name	DL252 G2 R Rd LED 400 30K 6W 4" WV
Full product name	DL252 G2 R Rd LED 400 30K 6W 4" WV
Full product code	871869974863000
Order code	929002345401
Material Nr. (12NC)	929002345401
Numerator - Quantity Per Pack	1
EAN/UPC - Product/Case	8718699748630
Numerator - Packs per outer box	20
EAN/UPC - Case	8718699748647

### Dimensional drawing



# External Slim Downlight DL252

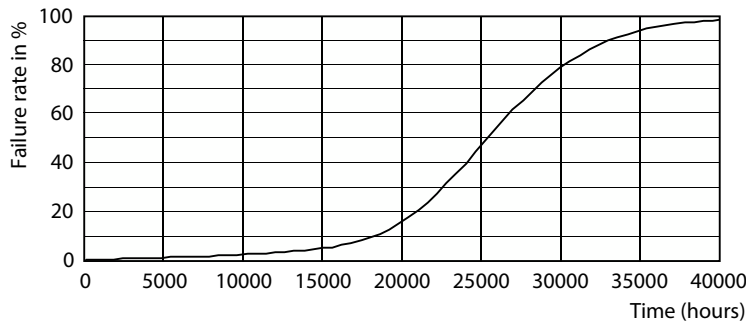
## Photometric data



Light Distribution Diagram - DL252 G2 R Rd LED 400 30K 6W 4" WV

General uniform lighting - DL252 G2 R Rd LED 400 30K 6W 4" WV

## Lifetime



L70B-50 25K-LED

