



MASTERColour CDM MW Eco



MASTERColour CDM-E MW eco 360W/842 E40

Ceramic metal halide lamps with clear tubular or coated ellipsoid outer bulb, tailor-made to replace and outperform quartz metal halide lamps on existing gear.

Warnings and Safety

- For use with control gear designed for high pressure mercury or high-pressure sodium lamps with external ignitor
- A lamp breaking is extremely unlikely to have an impact on your health. If a lamp breaks, ventilate the room for 30 minutes and remove the parts, preferably with gloves. Put them in a sealed plastic bag and take it to your local waste facilities for recycling. Do not use a vacuum cleaner.
- Warm restart time can be up to 15 minutes; T15 ignitors therefore advised.

Product data

General Information		Operating and Electrical	
Cap-Base	E40	Power Consumption	360.0 W
Operating Position	UNIVERSAL [Any or Universal (U)]	Voltage (Nom)	118 V
Flux measurement reference	Sphere		
Life to 50% Failures (Nom)	30,000 hour(s)	Controls and Dimming	
		Dimmable	No
Light Technical		Mechanical and Housing	
Color Code	842 [CCT of 4200K]	Bulb Finish	Coated glass
Luminous Flux	32,400 lm	Bulb Material	Hard Glass
Color Designation	Cool White (CW)	Bulb Shape	B90
Chromaticity Coordinate X (Nom)	0.371	Net Weight (Piece)	158.000 g
Chromaticity Coordinate Y (Nom)	0.366		
Correlated Color Temperature (Nom)	4200 K	Approval and Application	
Luminous Efficacy (rated) (Nom)	90 lm/W	Energy Efficiency Class	G
Color rendering index (CRI)	88	Mercury (Hg) Content (Max)	48 mg

MASTERCoulour CDM MW Eco

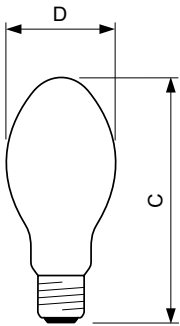
Mercury (Hg) Content (Nom)	48.0 mg
Energy Consumption kWh/1000 h	360 kWh
EPREL Registration Number	473316

Product Data

Order product name	MASTERCoulour CDM-E MW eco 360W/842 E40
Full product name	MASTERCoulour CDM-E MW eco 360W/842 E40
Full product code	871869659568800

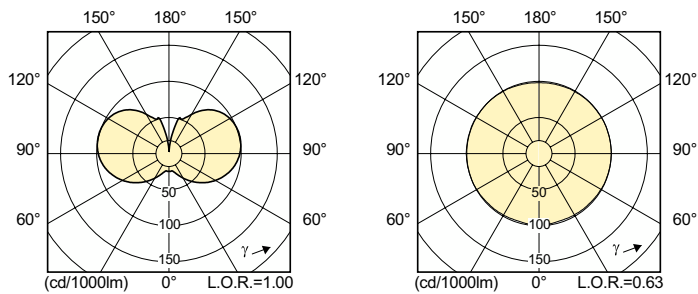
Order code	928070219830
Material Nr. (12NC)	928070219830
Numerator - Quantity Per Pack	1
EAN/UPC - Product/Case	8718696595688
Numerator - Packs per outer box	12
EAN/UPC - Case	8718696595695

Dimensional drawing

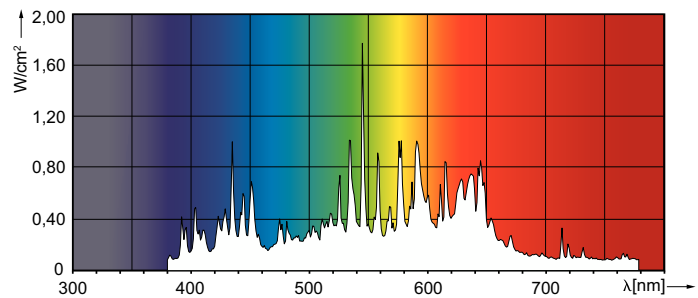


Product	D (max)	C (max)
MASTERCoulour CDM-E MW eco 360W/842 E40	91 mm	226 mm

Photometric data



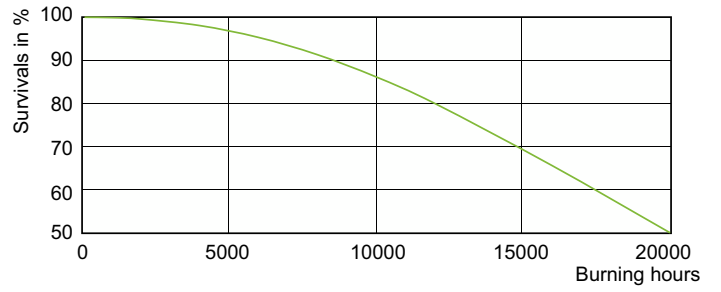
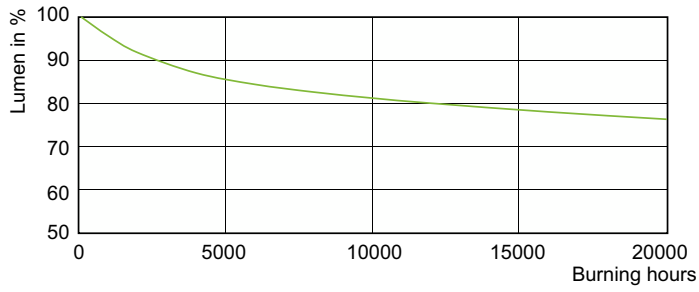
Light Distribution Diagram - MASTERCoulour CDM-E MW eco 360W/842 E40



Spectral Power Distribution Colour - MASTERCoulour CDM-E MW eco 360W/842 E40

MASTERColour CDM MW Eco

Lifetime



Lumen Maintenance Diagram - MASTERColour CDM-E MW eco 360W/842 E40

MASTERColour CDM MW eco /842

