

# PHILIPS

## Xitanium

### LED driver



## Datasheet

### Xitanium non-isolated Single Current (Dipswitch)

Xitanium 52W 0.3/0.35A 150V 230V

9290 014 87806

**Xitanium LED drivers with single current output offer industry leading performance and reliability at optimized cost.**

They are ideal for high volume applications while delivering to specific requirements. These drivers offer the same level of performance as Xitanium adjustable current linear drivers to ensure high quality of light, but with a specific current setting for optimized performance. Due to the low output current ripple, you can be sure to offer your customers high quality of light without visual flicker and stroboscopic effects.

#### Benefits

- High quality of light -assurance of camera and scanner-friendly performance
- High reliability
- Optimized performance at specific output current settings

#### Features

- Low output current tolerance
- Low output ripple current
- Long lifetime at high operating temperature
- Easy current selection via dipswitch
- Suitable for Class I luminaires

#### Application

- Offices
- Retail: supermarkets, shopping malls

## Electrical input data

Specification item	Value	Unit	Condition
Rated input voltage range	220...240	V <sub>ac</sub>	Performance range
Rated input voltage	230	V <sub>ac</sub>	
Rated input frequency range	50...60	Hz	Performance range
Rated input current	0.29	A	@ rated output power @ rated input voltage
Rated input power	59	W	@ 230V @ Full load
Power factor	0.9		@ 230V @ Full load
Total harmonic distortion	15	%	@ 230V @ Full load
Efficiency	90	%	@ 230V @ Full load
Input voltage AC range	198...264	V <sub>ac</sub>	Operational range
Input frequency AC range	47.5...63	Hz	Operational range
Isolation input to output	Basic		

## Electrical output data


Specification item	Value	Unit	Condition
Regulation method	Constant Current		
Output voltage	100...150	V <sub>dc</sub>	
Output voltage max.	180	V	Maximum output voltage (rms)
Output current	0.3 / 0.35	A	Selected by dip-switch
Output current tolerance ±	5	%	
Output current ripple LF	≤ 4	%	Ripple = peak / average, < 3kHz
Output current ripple HF	≤ 4	%	
Output power	30...52.5	W	

## Electrical data controls input

Specification item	Value	Unit	Condition
Control method	Fixed		

## Wiring and Connections

Specification item	Value	Unit	Type
Input wire cross-section	0.5...1.5 / 20...16	mm <sup>2</sup> / AWG	Type250, solid / stranded wire
Input wire strip length	8.5...9.5	mm	
Output wire cross-section	0.5...1.5 / 20...16	mm <sup>2</sup> / AWG	Type250, solid / stranded wire
Output wire strip length	8.5...9.5	mm	
Maximum cable length	0.6	m	Total length of wiring including LED module, one way




## Insulation

Insulation per IEC61347-1	Input	Output
Input		Basic
Output	Basic	

## Dimensions and weight

Specification item	Value	Unit	Tolerance (mm)
Length (A1)	211.5	mm	
Mounting hole distance (A2)	198	mm	
Width (B1)	40	mm	
Height (C1)	30	mm	
Mounting hole diameter (D1)	4.2	mm	
Weight	142	gram	



## Logistical data

Specification item	Value
Product name	Xitanium 52W 0.3/0.35A 150V 230V
EOC	871869965788800
Logistic code 12NC	9290 014 87806
EAN1 (GTIN)	8718699657888
EAN3	8718699657895
Pieces per box	20

## Operational temperatures and humidity

Specification item	Value	Unit	Condition
Ambient temperature	-25...+50	°C	Higher ambient temperature allowed as long as T <sub>case-max</sub> is not exceeded
T <sub>case-max</sub>	75	°C	Maximum temperature measured at T <sub>case-point</sub>
T <sub>case-life</sub>	75	°C	Measured at T <sub>case-point</sub>
Maximum housing temperature	110	°C	In case of a failure, inherent by design
Relative humidity	10...90	%	Non-condensing

## Lifetime

Specification item	Value	Unit	Condition
Driver lifetime	50,000	hours	Measured temperature at Tcase-point is Tcase-life. Maximum failures = 10%

## Storage temperature and humidity

Specification item	Value	Unit	Condition
Ambient temperature	-25...+85	°C	
Relative humidity	5...95	%	Non-condensing

## Programmable features

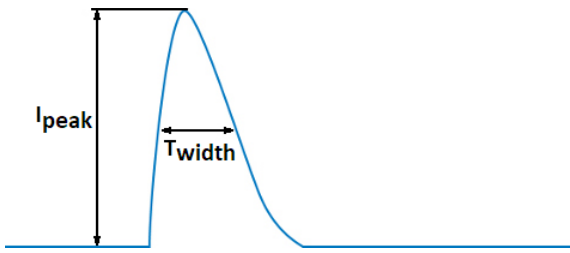
Specification item	Available	Default setting	Condition
Set Adjustable Output Current (AOC)	Manual	350 mA	Selected by dip-switch
Constant Light Output (CLO)	No		
Corridor Mode	No		
DC emergency (DCemDim)	No		

## Features

Specification item	Value		Condition
Open load protection	Yes		
Short circuit protection	Yes		Automatic recovering
Over power protection	No		
Hot wiring	No		
Suitable for fixtures with protection class	I		per IEC60598
Energy metering	No		
Diagnostics	No		

## Inrush current

Specification item	Value	Unit	Condition
Inrush current $I_{peak}$	19	A	Input voltage 230V
Inrush current $T_{width}$	280	$\mu$ s	Input voltage 230V, measured at 50% $I_{peak}$
Drivers / MCB 16A type B	$\leq 31$	pcs	Indicative value



MCB	Rating	Relative number of LED drivers
B	4A	25%
B	6A	40%
B	10A	63%
B	13A	81%
B	16A	100% (stated in datasheet)
B	20A	125%
B	25A	156%
B	32A	200%
B	40A	250%
C	4A	42%
C	6A	63%
C	10A	104%
C	13A	135%
C	16A	170%
C	20A	208%
C	25A	260%
C	32A	340%
C	40A	415%

## Driver touch current / protective conductor current

Specification item	Value	Unit	Condition
Typical Protective Conductor Current (ins. Class I)	0.7	mA rms	Acc. IEC60598-1. LED module contribution not included

## Surge immunity

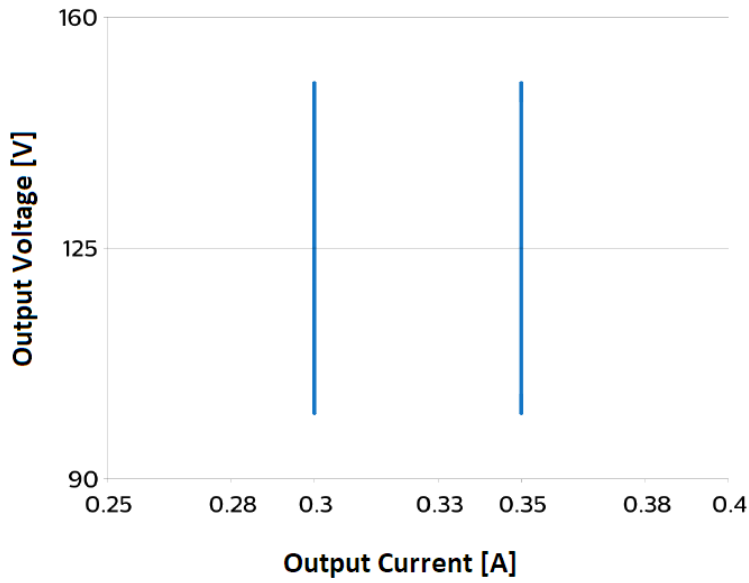
Specification item	Value	Unit	Condition
Mains surge immunity (diff. mode)	1	kV	L-N Acc. IEC61000-4-5. 2 Ohm, 1.2/50us, 8/20us
Mains surge immunity (comm. mode)	2	kV	L/N - PE Acc. IEC61000-4-5. 12 Ohm, 1.2/50us, 8/20us

## Application Info

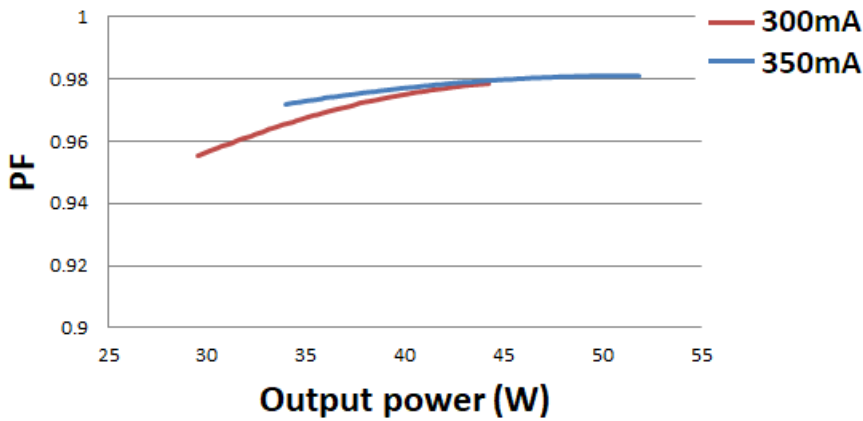
Specification item	Value
Approval marks	CE / EAC / ENEC
Ingress Protection classification (IP)	20
Application	Indoor Linear
Mounting Type	Built-in

Graphs

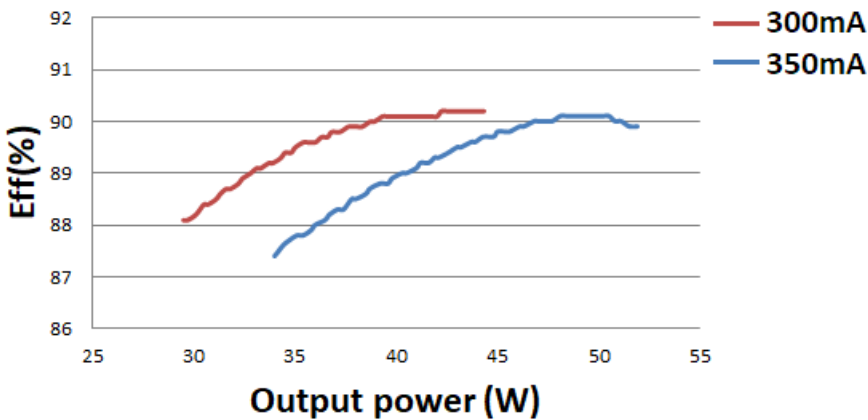
Operating window



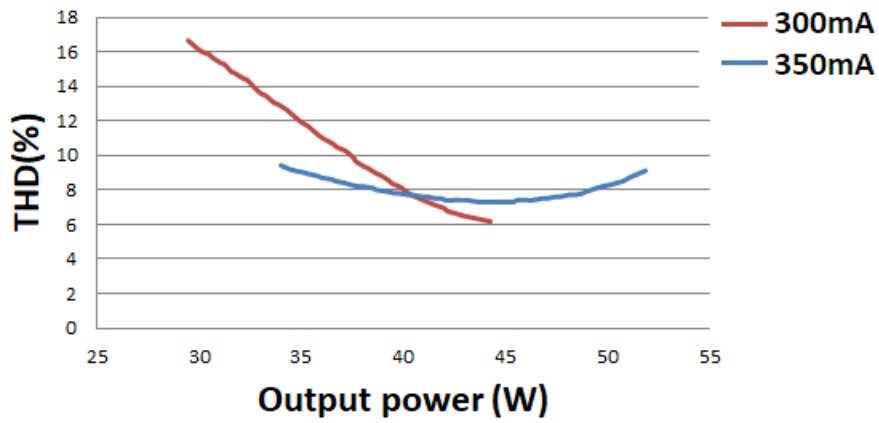
Power factor versus output power



Efficiency versus output power



## THD versus output power



©2020 Signify Holding, IBRS 10461, 5600 VB, NL. All rights reserved.  
UK importer address: Signify Commercial UK Limited, 3, Guildford Business Park, GU2 8XG.

The information provided herein is subject to change without notice. Signify does not give any representation or warranty as to the accuracy or completeness of the information included herein and shall not be liable for any action in reliance thereon. The information presented in this document is not intended as any commercial offer and does not form part of any quotation or contract, unless otherwise agreed by Signify.

Philips and the Philips Shield Emblem are registered trademarks of Koninklijke Philips N.V. All other trademarks are owned by Signify Holding or their respective owners.

Date of release: December 16, 2020 v2

[www.philips.com/oem](http://www.philips.com/oem)