



# TL-D LIFEMAX Super 80

## TL-D 36W/840 1SL/25

The TL-D LIFEMAX Super 80 lamp offers more lumens per watt and better color rendering than TL-D standard colors. Furthermore, it has a lower mercury content. The lamp can be operated in existing TL-D luminaires.

### Product data

General Information	
Cap-Base	G13 [ Medium Bi-Pin Fluorescent]
Life To 10% Failures (Nom)	10000 h
Life to 50% Failures (Nom)	15000 h
Life to 50% Failures Preheat (Nom)	20000 h

Light Technical	
Color Code	840 [ CCT of 4000K]
Luminous Flux (Rated) (Nom)	3250 lm
Color Designation	Cool White (CW)
Lumen Maintenance 2000 h (Nom)	96 %
Lumen Maintenance 5000 h (Nom)	94 %
Correlated Color Temperature (Nom)	4000 K
Luminous Efficacy (rated) (Nom)	90 lm/W
Color Rendering Index (Nom)	82

Operating and Electrical	
Power (Nom)	36 W
Lamp Current (Nom)	0.440 A
Voltage (Nom)	103 V

Controls and Dimming	
Dimmable	Yes

Mechanical and Housing	
Bulb Shape	T8 [ 26 mm (T8)]

Approval and Application	
Mercury (Hg) Content (Nom)	2.0 mg

Product Data	
Full product code	871150028561441
Order product name	TL-D 36W/840 1SL/25
EAN/UPC - Product	8711500285614
Order code	927982284040
Numerator - Quantity Per Pack	1
Numerator - Packs per outer box	25
Material Nr. (12NC)	927982284040
Net Weight (Piece)	134.400 g

# TL-D LIFEMAX Super 80

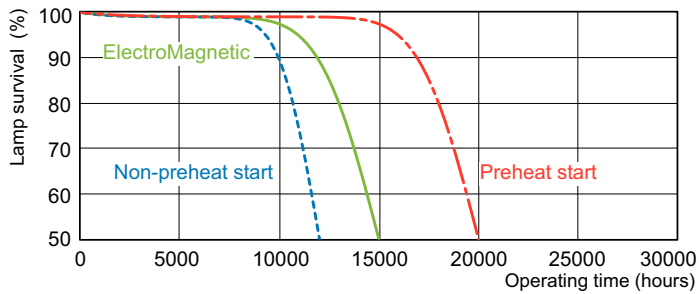
## Dimensional drawing



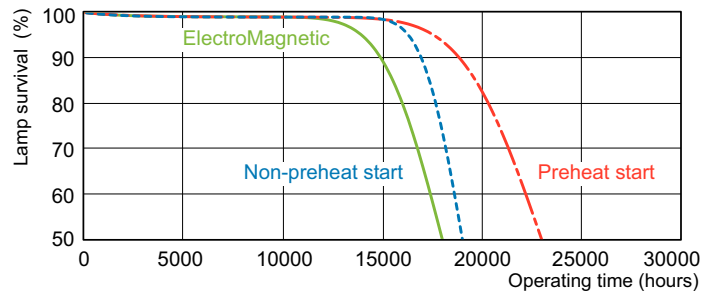
TL-D 36W/840 CW G13

Product	D (max)	A (max)	B (max)	B (min)	C (max)
TL-D 36W/840 1SL/25	28 mm	1199.4 mm	1206.5 mm	1204.1 mm	1213.6 mm

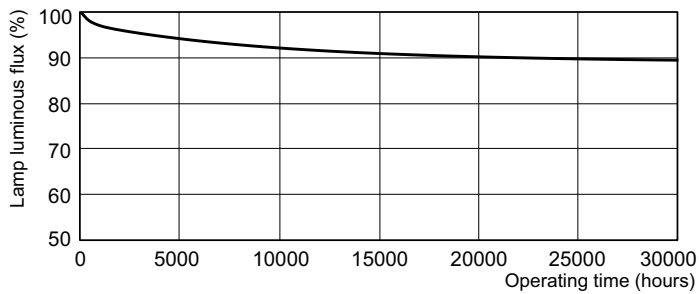
## Lifetime



LDLE\_TL-D8G\_0001-Life expectancy diagram



LDLE\_TL-D8G\_0002-Life expectancy diagram



LDLM\_TL-D8G\_0001-Lumen maintenance diagram

## TL-D LIFEMAX Super 80

