



# Attractive, dimmable, and affordable LED BR40 lamp solution

## LED BR40

Philips BR40 LED lamps are the smart alternative to standard incandescent. The traditional lamp design can provide excellent dimming performance with spectacular energy savings. They provide the beautiful light and dependable performance you expect from LED at an economical price.

### Benefits

- Long life -- lowers maintenance costs by reducing re-lamp frequency
- Excellent color consistency with available high 90+ color rendering (CRI)
- Certain offerings feature a warm glow effect that provides an incandescent-like glow, while maintaining CRI throughout dimming range

### Features

- Available smooth dimming options
- Traditional look and feel of size, shape, and material
- Up to 25,000-hour rated average life
- Instant on
- ENERGY STAR certified options

### Application


- Hotels/Motels
- Restaurants
- Offices

# LED BR40

## Versions

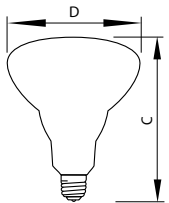
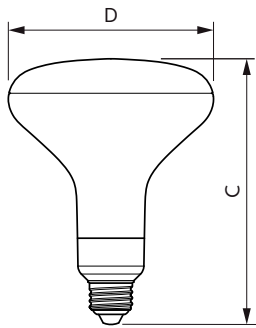



E26 BR40 Frosted



Single Contact Medium Screw  
BR40 Frosted

## Dimensional drawing



| Product                               | D      | C      |
|---------------------------------------|--------|--------|
| 20BR40/PER/950/E26/DIM/HO 4/1FB T20   | 123 mm | 158 mm |
| 20BR40/PER/927-22/E26/WG/HO 4/1FB T20 | 123 mm | 158 mm |

| Product                               | D      | C      |
|---------------------------------------|--------|--------|
| 8.8BR40/PER/927-22/P/E26/WG 4/1FB T20 | 125 mm | 160 mm |
| 8.8BR40/PER/950/P/E26/DIM 4/1FB T20   | 125 mm | 160 mm |
| 8.8BR40/PER/930/P/E26/DIM 6/1FB T20   | 125 mm | 160 mm |
| 8.8BR40/PER/940/P/E26/DIM 6/1FB T20   | 125 mm | 160 mm |
| 8.8BR40/PER/927/P/E26/DIM 6/1FB T20   | 125 mm | 160 mm |
| 8.8BR40/PER/950/P/E26/DIM 6/1FB T20   | 125 mm | 160 mm |
| 8.8BR40/PER/927-22/P/E26/WG 6/1FB T20 | 125 mm | 160 mm |

| Product                        | D      | C      |
|--------------------------------|--------|--------|
| 10BR40/LED/827-22/DIM 120V 6/1 | 127 mm | 162 mm |

# LED BR40

## Controls and Dimming

|          |     |
|----------|-----|
| Dimmable | Yes |
|----------|-----|

## Operating and Electrical

|                     |       |
|---------------------|-------|
| Input Frequency     | 60 Hz |
| Voltage (Nom)       | 120 V |
| Starting Time (Nom) | 0.5 s |

## General Information

|                 |        |
|-----------------|--------|
| Cap-Base        | E26    |
| Switching Cycle | 50000X |

## Light Technical

|                                       |      |
|---------------------------------------|------|
| Llmf At End Of Nominal Lifetime (Nom) | 70 % |
|---------------------------------------|------|

## Mechanical and Housing

|             |         |
|-------------|---------|
| Bulb Finish | Frosted |
|-------------|---------|

## Approval and Application

| Order Code   | Full Product Name                     | Energy Consumption kWh/1000 h |
|--------------|---------------------------------------|-------------------------------|
| 929001155804 | 10BR40/LED/827-22/DIM 120V 6/1        | - kWh                         |
| 929002009104 | 8.8BR40/PER/927-22/P/E26/WG 6/1FB T20 | - kWh                         |
| 929002009173 | 8.8BR40/PER/927-22/P/E26/WG 4/1FB T20 | - kWh                         |
| 929002035504 | 8.8BR40/PER/930/P/E26/DIM 6/1FB T20   | - kWh                         |
| 929002035604 | 8.8BR40/PER/940/P/E26/DIM 6/1FB T20   | - kWh                         |
| 929002092404 | 8.8BR40/PER/927/P/E26/DIM 6/1FB T20   | - kWh                         |
| 929002204263 | 8.8BR40/PER/950/P/E26/DIM 6/1FB T20   | - kWh                         |
| 929002204273 | 8.8BR40/PER/950/P/E26/DIM 4/1FB T20   | - kWh                         |
| 929002351203 | 20BR40/PER/927-22/E26/WG/HO 4/1FB T20 | -                             |
| 929002351503 | 20BR40/PER/950/E26/DIM/HO 4/1FB T20   | -                             |

## Operating and Electrical

| Order Code   | Full Product Name                     | Wattage Equivalent | Power (Rated) (Nom) |
|--------------|---------------------------------------|--------------------|---------------------|
| 929001155804 | 10BR40/LED/827-22/DIM 120V 6/1        | 65 W               | 10 W                |
| 929002009104 | 8.8BR40/PER/927-22/P/E26/WG 6/1FB T20 | 65 W               | 8.8 W               |
| 929002009173 | 8.8BR40/PER/927-22/P/E26/WG 4/1FB T20 | 65 W               | 8.8 W               |
| 929002035504 | 8.8BR40/PER/930/P/E26/DIM 6/1FB T20   | 65 W               | 8.8 W               |
| 929002035604 | 8.8BR40/PER/940/P/E26/DIM 6/1FB T20   | 65 W               | 8.8 W               |
| 929002092404 | 8.8BR40/PER/927/P/E26/DIM 6/1FB T20   | 65 W               | 8.8 W               |

| Order Code   | Full Product Name                     | Wattage Equivalent | Power (Rated) (Nom) |
|--------------|---------------------------------------|--------------------|---------------------|
| 929002204263 | 8.8BR40/PER/950/P/E26/DIM 6/1FB T20   | 65 W               | 8.8 W               |
| 929002204273 | 8.8BR40/PER/950/P/E26/DIM 4/1FB T20   | 65 W               | 8.8 W               |
| 929002351203 | 20BR40/PER/927-22/E26/WG/HO 4/1FB T20 | 150 W              | 20 W                |
| 929002351503 | 20BR40/PER/950/E26/DIM/HO 4/1FB T20   | 150 W              | 20 W                |

## General Information

| Order Code   | Full Product Name                     | Nominal Lifetime (Nom) |
|--------------|---------------------------------------|------------------------|
| 929001155804 | 10BR40/LED/827-22/DIM 120V 6/1        | 25000 h                |
| 929002009104 | 8.8BR40/PER/927-22/P/E26/WG 6/1FB T20 | 15000 h                |
| 929002009173 | 8.8BR40/PER/927-22/P/E26/WG 4/1FB T20 | 15000 h                |
| 929002035504 | 8.8BR40/PER/930/P/E26/DIM 6/1FB T20   | 15000 h                |
| 929002035604 | 8.8BR40/PER/940/P/E26/DIM 6/1FB T20   | 15000 h                |

| Order Code   | Full Product Name                     | Nominal Lifetime (Nom) |
|--------------|---------------------------------------|------------------------|
| 929002092404 | 8.8BR40/PER/927/P/E26/DIM 6/1FB T20   | 15000 h                |
| 929002204263 | 8.8BR40/PER/950/P/E26/DIM 6/1FB T20   | 15000 h                |
| 929002204273 | 8.8BR40/PER/950/P/E26/DIM 4/1FB T20   | 15000 h                |
| 929002351203 | 20BR40/PER/927-22/E26/WG/HO 4/1FB T20 | 15000 h                |
| 929002351503 | 20BR40/PER/950/E26/DIM/HO 4/1FB T20   | 15000 h                |

## Light Technical (1/2)

## LED BR40

| Order Code   | Full Product Name                      | Beam        |            | Correlated Color  | Color Rendering |
|--------------|--|-------------|------------|-------------------|-----------------|
|              |  | Angle (Nom) | Color Code | Temperature (Nom) | Index (Nom)     |
| 929001155804 | 10BR40/LED/827-22/DIM 120V 6/1         | -           | 822-827    | - K               | 80              |
| 929002009104 | 8.8BR40/PER/927-22/P/E26/W G 6/1FB T20 | 90 °        | 922-927    | - K               | 90              |
| 929002009173 | 8.8BR40/PER/927-22/P/E26/W G 4/1FB T20 | 110 °       | 922-927    | 2200, 2700 K      | 90              |
| 929002035504 | 8.8BR40/PER/930/P/E26/DIM 6/1FB T20    | 110 °       | 930        | 3000 K            | 90              |
| 929002035604 | 8.8BR40/PER/940/P/E26/DIM 6/1FB T20    | 110 °       | 940        | 4000 K            | 90              |

| Order Code   | Full Product Name                     | Beam        |            | Correlated Color  | Color Rendering |
|--------------|---------------------------------------|-------------|------------|-------------------|-----------------|
|              |                                       | Angle (Nom) | Color Code | Temperature (Nom) | Index (Nom)     |
| 929002092404 | 8.8BR40/PER/927/P/E26/DIM 6/1FB T20   | 110 °       | 927        | 2700 K            | 90              |
| 929002204263 | 8.8BR40/PER/950/P/E26/DIM 6/1FB T20   | 110 °       | 950        | 5000 K            | 90              |
| 929002204273 | 8.8BR40/PER/950/P/E26/DIM 4/1FB T20   | 110 °       | 950        | 5000 K            | 90              |
| 929002351203 | 20BR40/PER/927-22/E26/WG/HO 4/1FB T20 | 110 °       | 927-922    | 2700, 2200 K      | 90              |
| 929002351503 | 20BR40/PER/950/E26/DIM/HO 4/1FB T20   | 110 °       | 950        | 5000 K            | 90              |

### Light Technical (2/2)

| Order Code   | Full Product Name                     | Luminous Flux (Nom) |
|--------------|---------------------------------------|---------------------|
| 929001155804 | 10BR40/LED/827-22/DIM 120V 6/1        | 800 lm              |
| 929002009104 | 8.8BR40/PER/927-22/P/E26/WG 6/1FB T20 | 800 lm              |
| 929002009173 | 8.8BR40/PER/927-22/P/E26/WG 4/1FB T20 | 800 lm              |
| 929002035504 | 8.8BR40/PER/930/P/E26/DIM 6/1FB T20   | 800 lm              |
| 929002035604 | 8.8BR40/PER/940/P/E26/DIM 6/1FB T20   | 800 lm              |

| Order Code   | Full Product Name                     | Luminous Flux (Nom) |
|--------------|---------------------------------------|---------------------|
| 929002092404 | 8.8BR40/PER/927/P/E26/DIM 6/1FB T20   | 800 lm              |
| 929002204263 | 8.8BR40/PER/950/P/E26/DIM 6/1FB T20   | 800 lm              |
| 929002204273 | 8.8BR40/PER/950/P/E26/DIM 4/1FB T20   | 800 lm              |
| 929002351203 | 20BR40/PER/927-22/E26/WG/HO 4/1FB T20 | 2175 lm             |
| 929002351503 | 20BR40/PER/950/E26/DIM/HO 4/1FB T20   | 2175 lm             |

### Mechanical and Housing

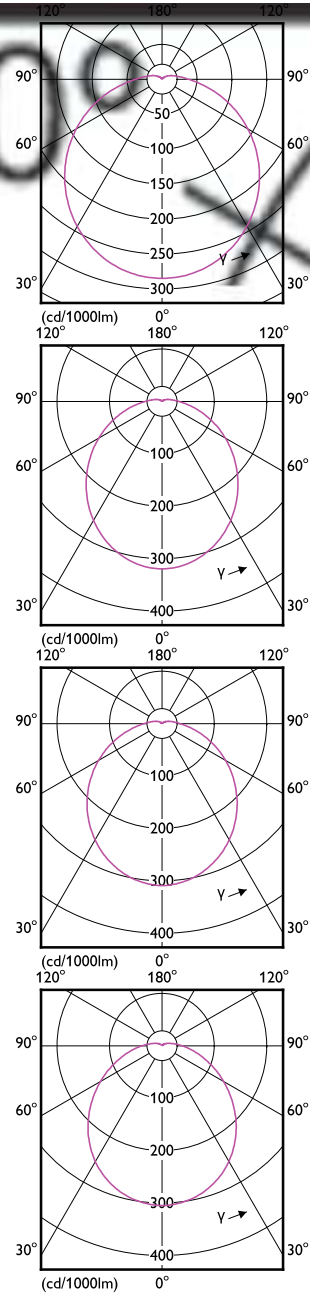
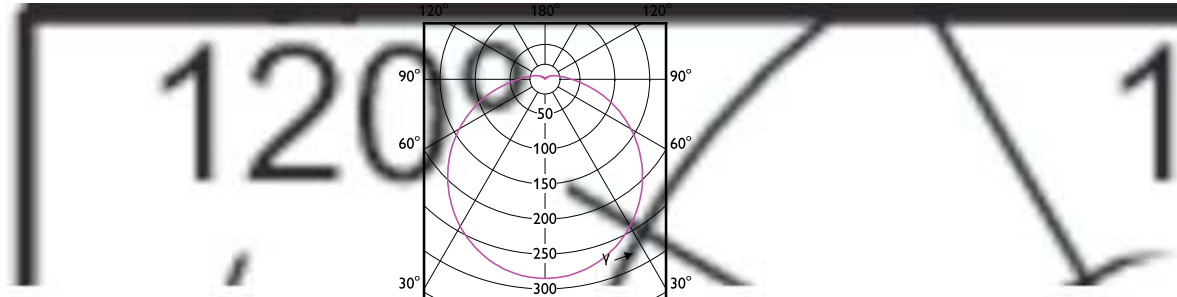
| Order Code   | Full Product Name                     | Bulb Shape   |
|--------------|---------------------------------------|--------------|
| 929001155804 | 10BR40/LED/827-22/DIM 120V 6/1        | BR40 (BR40)  |
| 929002009104 | 8.8BR40/PER/927-22/P/E26/WG 6/1FB T20 | BR-40 (BR40) |
| 929002009173 | 8.8BR40/PER/927-22/P/E26/WG 4/1FB T20 | BR-40 (BR40) |
| 929002035504 | 8.8BR40/PER/930/P/E26/DIM 6/1FB T20   | BR40 (BR40)  |
| 929002035604 | 8.8BR40/PER/940/P/E26/DIM 6/1FB T20   | BR40 (BR40)  |

| Order Code   | Full Product Name                     | Bulb Shape   |
|--------------|---------------------------------------|--------------|
| 929002092404 | 8.8BR40/PER/927/P/E26/DIM 6/1FB T20   | BR40 (BR40)  |
| 929002204263 | 8.8BR40/PER/950/P/E26/DIM 6/1FB T20   | BR40 (BR40)  |
| 929002204273 | 8.8BR40/PER/950/P/E26/DIM 4/1FB T20   | BR-40 (BR40) |
| 929002351203 | 20BR40/PER/927-22/E26/WG/HO 4/1FB T20 | BR40         |
| 929002351503 | 20BR40/PER/950/E26/DIM/HO 4/1FB T20   | BR40         |

### Temperature

| Order Code   | Full Product Name                     | T-Case Maximum (Nom) |
|--------------|---------------------------------------|----------------------|
| 929001155804 | 10BR40/LED/827-22/DIM 120V 6/1        | 85 °C                |
| 929002009104 | 8.8BR40/PER/927-22/P/E26/WG 6/1FB T20 | 75 °C                |
| 929002009173 | 8.8BR40/PER/927-22/P/E26/WG 4/1FB T20 | 75 °C                |
| 929002035504 | 8.8BR40/PER/930/P/E26/DIM 6/1FB T20   | 70 °C                |
| 929002035604 | 8.8BR40/PER/940/P/E26/DIM 6/1FB T20   | 70 °C                |
| 929002092404 | 8.8BR40/PER/927/P/E26/DIM 6/1FB T20   | 70 °C                |
| 929002204263 | 8.8BR40/PER/950/P/E26/DIM 6/1FB T20   | 70 °C                |
| 929002204273 | 8.8BR40/PER/950/P/E26/DIM 4/1FB T20   | 70 °C                |
| 929002351203 | 20BR40/PER/927-22/E26/WG/HO 4/1FB T20 | 85 °C                |
| 929002351503 | 20BR40/PER/950/E26/DIM/HO 4/1FB T20   | 85 °C                |

# LED BR40



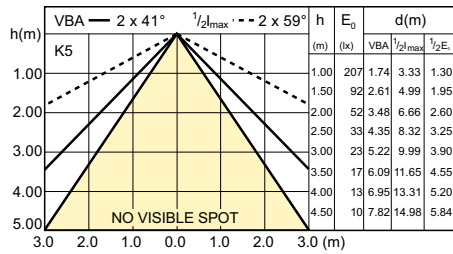
# LED BR40

## Accent Diagrams



LEDbulb, Basic BR40 9W-65W 2700K 650lm  
WG

## Beam Diagrams



LEDbulb, Basic BR40 9W-65W 2700K 650lm  
WG

