



Single intuitive tool to create the perfect match for your lighting application

MultiOne Configurator

Today's manufacturers are able to offer perfectly tailored lighting solutions that are intelligent and so can also be adapted to tomorrow's needs. Philips' new configurable gear units with built-in control functions allow programming of the luminaire's behavior in order to maximize energy savings and minimize environmental impact. Philips' light configurator is the single intuitive system allowing users to configure all the different functions in every programmable driver from Philips. Creating the perfect match for the application has never been easier.

Benefits

- One tool for all Philips configurable drivers, both for conventional and LED systems
- Flexibility for OEM providing access to the features built into the driver
- Optimized for use in the production process
- Unique tool that combines configuration with diagnostics

Features

- For use with all Philips LED, fluorescent and HID programmable drivers.
- Suitable for standard Windows computers with USB connection
- Different interfaces depending on the installation
- Enables optimization of installation, last minute changes, easy diagnostics and maintenance.

Application

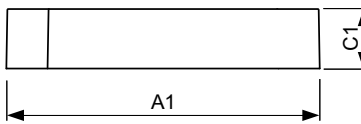
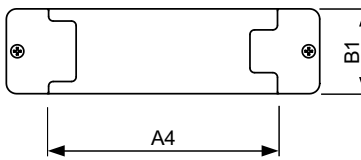
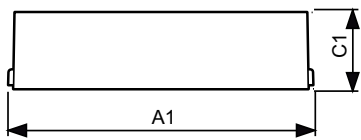
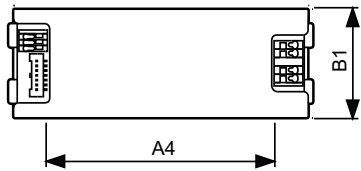
- Retail Office Industry Outdoor

MultiOne Configurator

Versions



Dimensional drawing



Product	C1	A1	A4	B1
LCN8600/00 MultiOne interface	32 mm	170.0 mm	128 mm	46 mm
USB2DALI				

Product	C1	A1	A4	B1
LCN8600/00 MultiOne interface	32 mm	170.0 mm	128 mm	46 mm
USB2DALI				

Product details

GPDP_LLGCOnFi_0001-Detail
photo



