



# Beautiful sparkle, trendy design

## MASTERColour CDM-R111

The MASTERColour CDM-R111 combines the trendy look of 111 mm aluminum reflector halogen lamps with the long life, high energy efficiency and crisp white light of MASTERColour CDM.

### Benefits

- Low operating costs
- Easy installation
- Relatively low heat output
- Less glare, comfort for shoppers and staff
- Reduced risk of fading

### Features

- High lamp efficacy
- Long lifetime compared to incandescent and halogen lamps
- The ceramic discharge tube is optimally and stably positioned in the reflector
- Twist & Lock system
- UV-Block burner capsule
- Anti-glare cap design

### Application

- Accent and decorative lighting: display lighting with sparkling, theatrical effects, even in surroundings with very high background ambient light levels like shop windows
- General lighting: in downlighters, a warm and comfortable atmosphere can be created

# MASTERColour CDM-R111

## Warnings and Safety

- Control gear must include end-of-life protection (IEC61167, IEC 62035)
- Use only with electronic control gear. 35W/830 lamps may also use electromagnetic gear.
- A lamp breaking is extremely unlikely to have any impact on your health. If a lamp breaks, ventilate the room for 30 minutes and remove the parts, preferably with gloves. Put them in a sealed plastic bag and take it to your local waste facilities for recycling. Do not use a vacuum cleaner.

## Versions



CDM-R111, 24D/40D

## Dimensional drawing

D

| Product                                       | D (max) | C (max) |
|---|---------|---------|
| MASTERColour CDM-R111 70W/942 GX8.5 24D 1CT/6 | 111 mm  | 95 mm   |
| MASTERColour CDM-R111 35W/942 GX8.5 24D 1CT   | 111 mm  | 95 mm   |
| MASTERColour CDM-R111 35W/942 GX8.5 40D 1CT/6 | 111 mm  | 95 mm   |
| MASTERColour CDM-R111 70W/942 GX8.5 40D 1CT/6 | 111 mm  | 95 mm   |

# MASTERCcolour CDM-R111

## Controls and Dimming

|          |    |
|----------|----|
| Dimmable | No |
|----------|----|

## Operating and Electrical

|                                 |        |
|---------------------------------|--------|
| Re-ignition Time (Min) (Max)    | 15 min |
| Warm Up Time To 60% Light (Nom) | 120 s  |

## General Information

|                    |           |
|--------------------|-----------|
| Cap-Base           | GX8.5     |
| Operating Position | UNIVERSAL |

## Light Technical

|                                    |                 |
|------------------------------------|-----------------|
| Color Code                         | 942             |
| Color Designation                  | Cool White (CW) |
| Correlated Color Temperature (Nom) | 4200 K          |

## Mechanical and Housing

|             |           |
|-------------|-----------|
| Bulb Finish | Reflector |
| Bulb Shape  | R111      |

## Approval and Application

| Order Code   | Full Product Name                                 | Energy Consumption<br>kWh/1000 h | Mercury (Hg)     |                               |
|--------------|---|----------------------------------|------------------|-------------------------------|
|              |   |                                  | Content<br>(Max) | Mercury (Hg)<br>Content (Nom) |
| 928096505330 | MASTERCcolour CDM-R111 35W/942<br>GX8.5 24D 1CT   | 40 kWh                           | 2.8 mg           | 3.0 mg                        |
| 928096605330 | MASTERCcolour CDM-R111 35W/942<br>GX8.5 40D 1CT/6 | 43 kWh                           | -                | 3.0 mg                        |
| 928096905330 | MASTERCcolour CDM-R111 70W/942<br>GX8.5 24D 1CT/6 | 74 kWh                           | 6.6 mg           | 6.3 mg                        |
| 928098105330 | MASTERCcolour CDM-R111 70W/942<br>GX8.5 40D 1CT/6 | 80 kWh                           | -                | 6.3 mg                        |

## Operating and Electrical

| Order Code   | Full Product Name                                 | Voltage<br>(Max) | Voltage<br>(Min) | Voltage<br>(Nom) | Power            |
|--------------|---|------------------|------------------|------------------|------------------|
|              |   |                  |                  |                  | (Rated)<br>(Nom) |
| 928096505330 | MASTERCcolour CDM-R111 35W/942 GX8.5<br>24D 1CT   | 94 V             | 78 V             | 86 V             | 39.1 W           |
| 928096605330 | MASTERCcolour CDM-R111 35W/942 GX8.5<br>40D 1CT/6 | 94 V             | 78 V             | 86 V             | 39.1 W           |

| Order Code   | Full Product Name                                 | Voltage<br>(Max) | Voltage<br>(Min) | Voltage<br>(Nom) | Power            |
|--------------|---|------------------|------------------|------------------|------------------|
|              |   |                  |                  |                  | (Rated)<br>(Nom) |
| 928096905330 | MASTERCcolour CDM-R111 70W/942 GX8.5<br>24D 1CT/6 | 114 V            | 79 V             | 92 V             | 73.2 W           |
| 928098105330 | MASTERCcolour CDM-R111 70W/942 GX8.5<br>40D 1CT/6 | 114 V            | 79 V             | 92 V             | 73.2 W           |

## General Information (1/2)

| Order Code   | Full Product Name                                 | Life To                  | Life To                  | Life To                  | Life To                         |
|--------------|---|--------------------------|--------------------------|--------------------------|---------------------------------|
|              |   | 10%<br>Failures<br>(Nom) | 20%<br>Failures<br>(Nom) | 50%<br>Failures<br>(Nom) | Life To 5%<br>Failures<br>(Nom) |
| 928096505330 | MASTERCcolour CDM-R111 35W/942 GX8.5<br>24D 1CT   | 6500 h                   | 7000 h                   | 9000 h                   | 6000 h                          |
| 928096605330 | MASTERCcolour CDM-R111 35W/942 GX8.5<br>40D 1CT/6 | 6500 h                   | 7000 h                   | 9000 h                   | 6000 h                          |

| Order Code   | Full Product Name                                 | Life To                  | Life To                  | Life To                  | Life To                         |
|--------------|---|--------------------------|--------------------------|--------------------------|---------------------------------|
|              |   | 10%<br>Failures<br>(Nom) | 20%<br>Failures<br>(Nom) | 50%<br>Failures<br>(Nom) | Life To 5%<br>Failures<br>(Nom) |
| 928096905330 | MASTERCcolour CDM-R111 70W/942 GX8.5<br>24D 1CT/6 | 8500 h                   | 9500 h                   | 11000 h                  | 7500 h                          |
| 928098105330 | MASTERCcolour CDM-R111 70W/942 GX8.5<br>40D 1CT/6 | 8500 h                   | 9500 h                   | 11000 h                  | 7500 h                          |

## General Information (2/2)

| Order Code   | Full Product Name                              | Switching Cycle |
|--------------|--|-----------------|
| 928096505330 | MASTERCcolour CDM-R111 35W/942 GX8.5 24D 1CT   | 800X            |
| 928096605330 | MASTERCcolour CDM-R111 35W/942 GX8.5 40D 1CT/6 | 800X            |

| Order Code   | Full Product Name                              | Switching Cycle |
|--------------|--|-----------------|
| 928096905330 | MASTERCcolour CDM-R111 70W/942 GX8.5 24D 1CT/6 | 1000X           |
| 928098105330 | MASTERCcolour CDM-R111 70W/942 GX8.5 40D 1CT/6 | 1000X           |

## Light Technical (1/2)

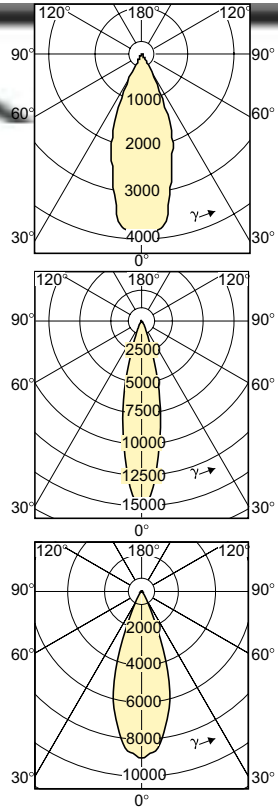
## MASTERCcolour CDM-R111

| Order Code   | Full Product Name                              | Beam        |                  | Chromaticity       |                    |
|--------------|--|-------------|------------------|--------------------|--------------------|
|              |  | Angle (Nom) | Beam Description | Coordinate X (Nom) | Coordinate Y (Nom) |
| 928096505330 | MASTERCcolour CDM-R111 35W/942 GX8.5 24D 1CT   | 24 °        | Narrow Flood     | 0.371              | 0.366              |
| 928096605330 | MASTERCcolour CDM-R111 35W/942 GX8.5 40D 1CT/6 | 40 °        | Flood            | 0.370              | 0.365              |

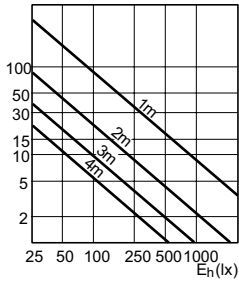
| Order Code   | Full Product Name                              | Beam        |                  | Chromaticity       |                    |
|--------------|--|-------------|------------------|--------------------|--------------------|
|              |  | Angle (Nom) | Beam Description | Coordinate X (Nom) | Coordinate Y (Nom) |
| 928096905330 | MASTERCcolour CDM-R111 70W/942 GX8.5 24D 1CT/6 | 24 °        | Narrow Flood     | 0.371              | 0.366              |
| 928098105330 | MASTERCcolour CDM-R111 70W/942 GX8.5 40D 1CT/6 | 40 °        | Flood            | 0.381              | 0.370              |

### Light Technical (2/2)

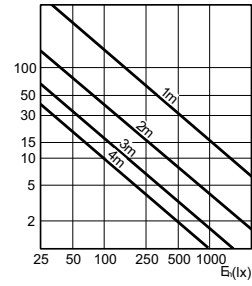
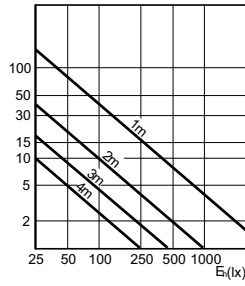
| Order Code   | Full Product Name                              | Color Rendering Index (Nom) | Llmf At End Of         |                     | Luminous Flux (Nom) | Luminous Flux (Rated) (Nom) | Luminous Intensity (Min) | Luminous Intensity (Nom) |
|--------------|--|-----------------------------|------------------------|---------------------|---------------------|-----------------------------|--------------------------|--------------------------|
|              |  |                             | Nominal Lifetime (Nom) | Luminous Flux (Nom) |                     |                             |                          |                          |
| 928096505330 | MASTERCcolour CDM-R111 35W/942 GX8.5 24D 1CT   | 93                          | 65 %                   | 1300 lm             | 1350 lm             | 5700 cd                     | 7350 cd                  |                          |
| 928096605330 | MASTERCcolour CDM-R111 35W/942 GX8.5 40D 1CT/6 | 93                          | 65 %                   | -                   | 1350 lm             | 3000 cd                     | 3450 cd                  |                          |
| 928096905330 | MASTERCcolour CDM-R111 70W/942 GX8.5 24D 1CT/6 | 96                          | 60 %                   | 2800 lm             | 2850 lm             | 11000 cd                    | 14300 cd                 |                          |
| 928098105330 | MASTERCcolour CDM-R111 70W/942 GX8.5 40D 1CT/6 | 96                          | 60 %                   | -                   | 2850 lm             | 6000 cd                     | 6700 cd                  |                          |



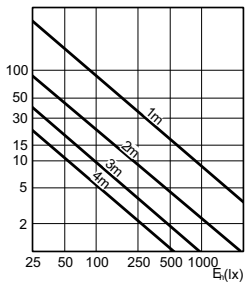
Accent Diagrams



LDAC\_CDM-R111\_35W\_24D-Accent diagram



LDAC\_CDM-R111\_70W\_942\_24D-Accent diagram

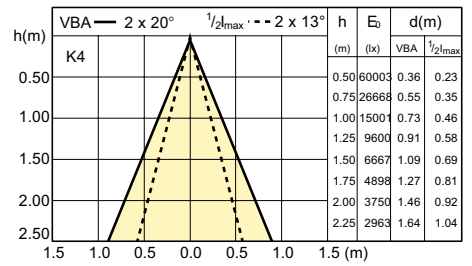


Beam Diagrams

VBA — 2 x 21° 1/2max — 2 x 11° h | E<sub>0</sub> | d(m)



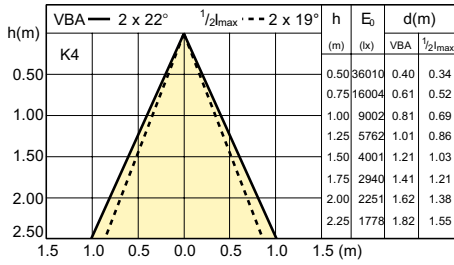
LDBE\_CDM-R111\_35W\_40D-Beam diagram



LDBE\_CDM-R111\_70W\_942\_24D-Beam diagram

# MASTERColour CDM-R111

## Beam Diagrams



LD BE\_CDM-R111\_70W\_942\_40D-Beam diagram

